

The background of the cover is an abstract, textured composition. It features a color gradient that transitions from a vibrant green on the left to a soft blue on the right. Overlaid on this gradient are numerous circular, ring-like structures of varying sizes. These rings have a dark, almost black, textured outer edge and a lighter, more translucent inner center. The overall effect is reminiscent of microscopic cells or perhaps the cross-sections of certain materials, creating a sense of depth and complexity.

NEOMERIS

**NEOMERIS
PRODUCT CATALOGUE 2024**

Shaping the future with a system

In 2023, our umbrella brand NEOMERIS is already in the 15th year of its foundation. The expansion and supplementation of our portfolio has become an ongoing task and will be consistently continued in the future.

A large number of our partners and customers regularly make use of the Neomeris product range for their product and analysis solutions, up to individually designed products and plant systems that meet today's high quality standards.



From UV systems to ozone generators, dosing controls, pH measuring systems, conductivity transmitters and also probe measuring systems for e.g. turbidity, chlorine, ammonium or multi-parameter solutions as well as rapid testers for water treatment and gas measuring systems, e.g. for H₂O₂ can be supplied from „one source“.

With the NeoTecMaster[®], a milestone in the field of control systems was reached in the Neomeris product portfolio in 2021. From now on, we offer you a multi-parameter control solution that is open to all manufacturers.

It's worth browsing our portfolio and creating your solution for the future together with our experts.

As experts in industrial water treatment and process monitoring, we work with you to design process-oriented applications, individual system solutions, and even special product variants. Our expert knowledge and our development competence are an expression of high quality consulting and enable us to offer you and your customers a constantly growing spectrum of solutions.

Take advantage of our strengths for you and have the conversation directly with us.

We feel personally responsible and put our heart into our work.

Marc Osterwald

Managing Director

GEBRÜDER HEYL

Vertriebsgesellschaft für innovative Wasseraufbereitung mbH

NEOMERIS

Please visit our online store and inform yourself about our product portfolio.

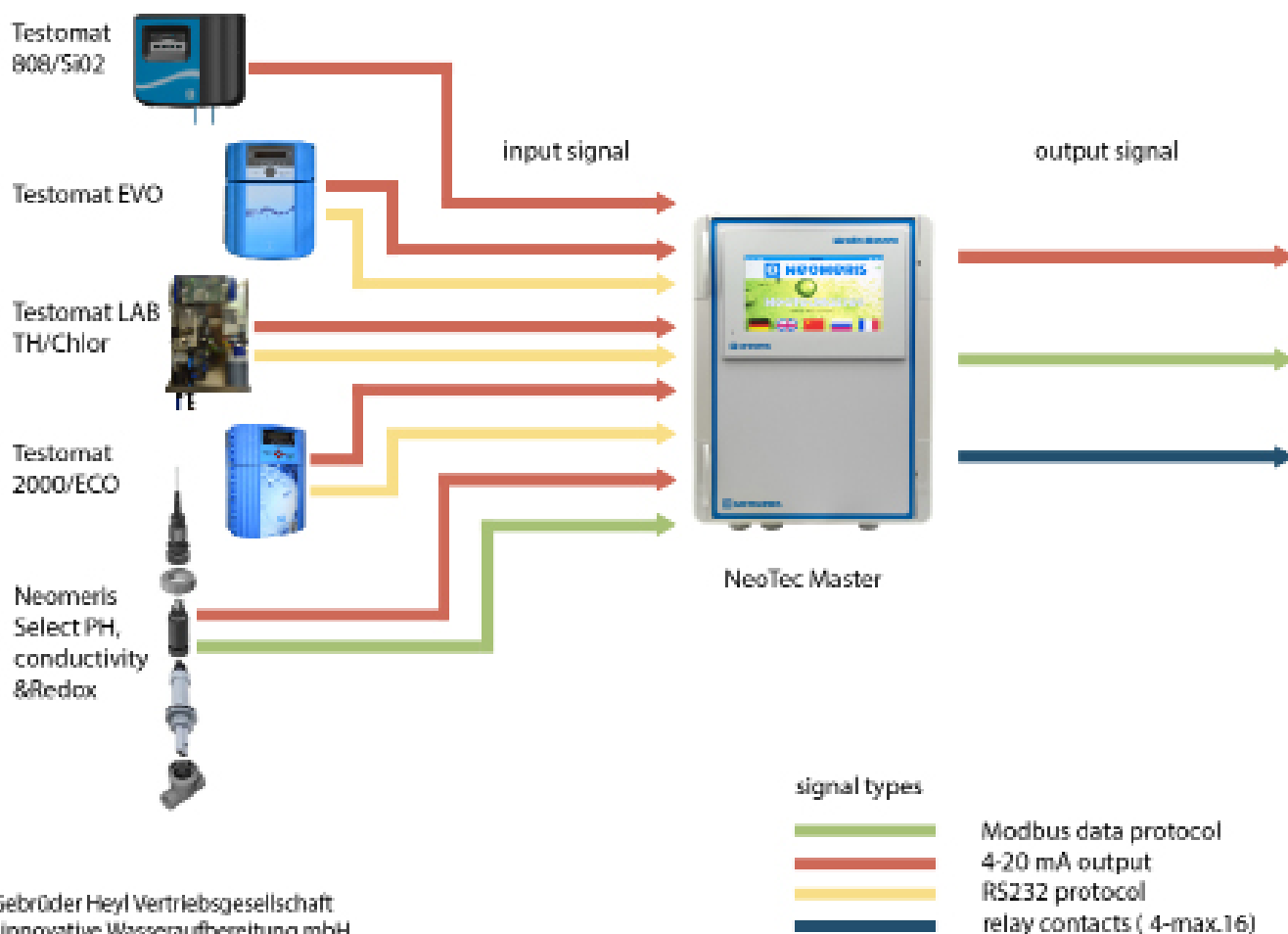
www.heylnemeris.shop

Table of contents

NeoTec-Welt	4
NeoTecMaster®	5
NeoTec Slave	6
Signal converter	7
NeoTec Select Sensor	9
Accessories	13
Neomeris-world	14
Sensors	15
Accessories	24
Electrodes	26
Swelling resin sensor	33
Controller systems	34
Accessories	36
Flush panel	37
Conductivity	38
pH measuring device + accessories	46
Calibration and buffer solution	47
Dosing pumps	50
Emec PRISMA stepper motor dosing pump	50
Emec K-Plus dosing pump	54
Accessories	58
Service set	59
Measuring instruments for chemical parameters overview	61
Multiparameter handheld photometer	65
Cooler manual	68
Cooler automatic	69


■	Professionell handheld meters	70
	Pocket tester	71
	Analysis case	82
■	UV systems overview	85
	UV professional DVGW LCD	86
	UV professional DVGW HOT	87
	UV professional standard	88
	UV professional Pool	90
	UV professional Food	92
	UV professional Pharma	93
	Replacement spotlight	94
	UV professional TOC	95
■	Overview generators for laboratory, industry, water treatment	97
	Overview generators for water treatment, ultra pure water disinfection . .	101
	Electrolytic generators for ultra pure water disinfection	106
	Ozone measurement technology	109
	Residual ozone destructors	112
■	Mobile gas detector	114
	2-wire gas detector	115
	List of measurement gases	116
	Accessories	117
■	Hygienics	118
	HyMo-Box	120
	Conditions of sale	125
■		

OUR NEOTEC WORLD



© Gebrüder Heyl Vertriebsgesellschaft
für innovative Wasseraufbereitung mbH

NeoTecMaster®



Our 4 or 8 channel system allows the processing of up to four or eight measuring signals. For this purpose, 4-20 mA/ RS232 as well as Modbus RTU are available as signal inputs.


On the basis of the received data a visualization as well as trend display takes place. Due to the modular addition of optional modules (slaves) the realization of common control concepts is possible.

Advantages:

- Easy operation
- Integration of the Testomat® instrument world
- Integration into the existing control cabinet, alternatively we offer our NeoTecMaster® housing (see p. 13)
- Modular range of functions, expandable by NeoTec slave modules (measurement, control, regulation)
- Available as built-in or surface-mounted variant

Languages:

German, English, Chinese, Russian (others on request)



Technical data:

Display with integrated resistive touch display

Display of up to 8 measured values

RS232 input for connection of a Testomat® LAB and EVO TH

RS485 input for connecting the Modbus RTU sensors

USB input (for data storage)


Ethernet interface for visualization of the actual state

Order number

NeoTecMaster® 5 Inch - 4 channel system	850960
NeoTecMaster® 7 Inch - 4 channel system	850961
NeoTecMaster® 5 Inch - 8 channel system	850965
NeoTecMaster® 7 Inch - 8 channel system	850966

Note: Preconfigured system in our online store. www.heyneomeris.shop/NeoTecMaster/850960

RS232



The NeoTec Slave RS232 enables the integration of further devices. For example, the Testomat® LAB/Modul and Testomat® EVO TH series. The software of the NeoTecMaster® is already pre-parameterized ex works for the device types named here and immediately enables the reception of measurement results and status messages as well as their further processing.

850963

Advantages:

- compact design for top hat rail mounting
- When using several modules, only one power supply is necessary
- Can be added in modules up to max. 7 pieces

**4-20 mA
(6x input + 4 x output)**



The use of the NeoTec Slave 40-20 mA allows to process up to six external measuring signals. The scaling of the data ranges is freely programmable. Via the additional 4-20 mA outputs, the data can be transferred process-specifically to downstream components.

850962

Advantages:

- Inversion of the input signals to the assigned outputs possible (e.g. for concentration-dependent pump control)
- Compact design for DIN rail mounting
- When using several modules, only one power supply is necessary
- Possibility to add another module for application integration

4-20 mA (8 x input)



The use of the NeoTec Slave 4-20 mA allows up to eight external 4-20 mA measuring signals to be processed. The scaling of the data ranges is freely programmable.

851050

Advantages:

- Invertierung der Eingangssignale auf die zugeordneten Ausgängen möglich (z.B. für konzentrationsabhängige Pumpenansteuerungen)
- kompakte Bauform zur Hutschienenmontage bei Nutzung mehrerer Module ist nur eine Spannungsversorgung notwendig
- Ergänzung eines weiteren Moduls für Applikationseinbindung möglich

Relais module





By using these relay modules, potential-free relay contacts are added to the overall system. All relay contacts can be freely assigned to the incoming measuring signals and can therefore be used, for example, for limit value-related control concepts or measured value-related mediations.

Advantages:



- Alarm message based on received measured values/status messages
- Switching contacts for simple valve control
- Compact design for DIN rail mounting
- When using several modules, only one power supply is necessary
- Modularly expandable according to process requirements

8 x Relais 24 V, 3 A ohmsch
850964



4 x Relais 240 VAC, 6 A ohmsch
850974

	NeoTec Signal converter 4 - 20 mA (pH / Redox)	NeoTec Signal converter 4 - 20 mA (Conductivity)	
			
Description	Module for manufacturer-independent integration of pH and redox standard sensors (PT 1000 based) which do not have an integrated signal converter on site. Integration of existing/existing sensors into the NeoTecMaster concept via 4-20 mA signal.	Module for manufacturer-independent integration of conductivity standard sensors (PT 1000 based) which do not have an integrated signal converter on site. Integration of existing/existing sensors into the NeoTecMaster concept via 4-20 mA signal.	
Advantages	<ul style="list-style-type: none"> Accommodates all standard pH and redox electrodes commonly available on the market Industry standard Allows the use of existing sensors 	<ul style="list-style-type: none"> Inclusion of all standard conductivity electrodes on the market Industry standard Allows the use of existing sensors 	
Technical data	<ul style="list-style-type: none"> Integrated 4-20 mA converter module 24VDC Requires PT 1000 based analog sensor Sensor cable strands connected to the module Top-hat rail mounting 	<ul style="list-style-type: none"> 0 - 1,000 μS (for measuring cells with cell constant 0.1) Benötigt PT1000 based analog sensor Top-hat rail mounting 	<ul style="list-style-type: none"> 0 - 10,000 μS (for measuring cells with cell constant 1.0) Requires PT 1000 based analog sensor
Variant in top-hat rail mounting version	890897	890789	890899
Variant in Wall-mounted version	800047	800043	800049



NeoTec Modbus Signal converter

	NeoTec Signal converter Modbus (pH / Redox)	NeoTec Signal converter Modbus (Conductivity)
		
Description	Module for manufacturer-independent integration of pH and redox standard sensors (PT 1000 based) which do not have an integrated signal converter on site. Integration of existing/existing sensors into the NeoTecMaster concept via 4-20 mA signal.	Module for manufacturer-independent integration of conductivity standard sensors (PT 1000 based) which do not have an integrated signal converter on site. Integration of existing/existing sensors into the NeoTecMaster concept via 4-20 mA signal.
Advantages	<ul style="list-style-type: none"> • Accommodates all standard pH and redox electrodes commonly available on the market • Industry standard • Allows the use of existing sensors 	<ul style="list-style-type: none"> • Inclusion of all standard conductivity electrodes on the market • Industry standard • Allows the use of existing sensors
Technical data	<ul style="list-style-type: none"> • Integrated Modbus converter module 24VDC • Requires PT 1000 based analog sensor • Sensor cable strands connected to the module • Top-hat rail mounting 	<ul style="list-style-type: none"> • Integrated Modbus converter module 24VDC • Requires PT 1000 based analog sensor • Sensor cable strands connected to the module • Top-hat rail mounting
Variant in top-hat rail mounting version	890894	890896
Variant in Wall-mounted version	800044	800046



NeoTec Select Sensor Modular Modbus

	NeoTec Select pH Modular Modbus	NeoTec Select Redox Modular Modbus
		
Description	The pH sensor with flat head electrode consists of a 3 meter connection cable, a Modbus head transmitter, the sensor holder and the pH sensor. Due to the construction of the sensor only the pH sensor has to be changed. All other components can be used continuously. For an optimal process integration, the NeoTec sensor is delivered with a suitable T-piece.	The redox sensor with flat head electrode consists of a 3 meter connection cable, a Modbus head transmitter, the sensor receptacle and the redox sensor. Due to the design of the sensor assembly, only the redox sensor needs to be changed. All other components can be used continuously. For an optimal process integration, the NeoTec sensor is delivered with a suitable T-piece.
Advantages	<ul style="list-style-type: none"> • Preconfigured for NeoTecMaster® • Modular structure • Industry standard • Conserving resources 	
Technical data	<ul style="list-style-type: none"> • Measuring range: 0 - 14 pH • Minimum conductivity medium: >50µ/cm • PT1000 • Temperature range: 0-80 °C • Pressure range: 0-100 psig (7,5 bar) • Modbus-Modul 24VDC • Connection cable 3m, cable ends tinned • Flow cell 3/4" NPT 	<ul style="list-style-type: none"> • Measuring range: -2000 mV to +2000mV • PT1000 • Temperature range: 0-80 °C • Pressure range: 0-100 psig (7,5 bar) • Modbus-Modul 24VDC • Connection cable 3m, cable ends tinned • Flow cell 3/4" NPT
	891010	891011



NeoTec Select Sensor Modular Modbus

	NeoTec Select Conductivity Modular Modbus High	NeoTec Select Conductivity Modular Modbus Low
		
Description	The conductivity sensor consists of a 3 meter connection cable, a Modbus head transmitter, and the conductivity sensor. Due to the design of the sensor assembly, only the sensor needs to be changed. All other components can be used continuously. For an optimal process integration, the NeoTec sensor is delivered with a suitable T-piece.	
Advantages	<ul style="list-style-type: none"> • Preconfigured for NeoTecMaster® • Modulare structure • Industriy standard • Conserving resources 	
Technical data	<ul style="list-style-type: none"> • Cell constant: $k = 1.0 \pm 10\%$ • Measuring range: 1 to 10.000 $\mu\text{S}/\text{cm}$ • PT1000 • Material: CPVC • Max. Temperature/pressure: 60 °C / 6.5 bar • Modbus-Modul 24 VDC • Connection cable 3m, cable ends tinned • Flow cell 3/4" NPT 	<ul style="list-style-type: none"> • Cell constant: $k = 0.1 \pm 10\%$ • Measuring range: 0,1 to 500 $\mu\text{S}/\text{cm}$ • PT1000 • Material: CPVC • Max. Temperature/pressure: 60 °C / 6,5 bar • Modbus-Modul 24 VDC • Connection cable 3m, cable ends tinned • Flow cell 1" NPT
	891012	891017

NeoTec Select Sensor Modular 4-20 mA

	NeoTec Select pH Modular 4-20 mA	NeoTec Select Redox Modular 4-20 mA
		
Description	The pH sensor with flat head electrode consists of a 3 m connection cable, a 4-20 mA head transmitter, the sensor holder and the pH sensor. Due to the design of the sensor assembly, only the pH sensor needs to be changed. All other components can be used continuously. For an optimal process integration, the NeoTec sensor is delivered with a suitable T-piece.	The redox sensor with flat head electrode consists of a 3 m connection cable, a 4-20 mA head transmitter, the sensor holder and the redox sensor. Due to the design of the sensor assembly, only the redox sensor needs to be replaced. All other components can be used continuously. For an optimal process integration, the NeoTec sensor is delivered with a suitable T-piece.
Advantages	<ul style="list-style-type: none"> • Preconfigured for NeoTecMaster® • Modulare structure • Industry standard 	
Technical data	<ul style="list-style-type: none"> • Measuring range: 0 - 14 pH • Minimum conductivity medium: >50µ/cm • PT1000 • Temperature range: 0-80 °C • Pressure range: 0-100 psig (7,5 bar) • 4-20 mA-Modul 24VDC • Connection cable 3m, cable ends tinned • Flow cell 3/4" NPT 	<ul style="list-style-type: none"> • Measuring range: -2000 mV to +2000mV • PT1000 • Temperature range: 0-80 °C • Pressure range: 0-100 psig (7,5 bar) • 4-20 mA-Modul 24VDC • Connection cable 3m, cable ends tinned • Flow cell 3/4" NPT
	891013	891014

NeoTec Select Sensor Modular 4-20 mA

	NeoTec Select Conductivity Modular 4-20 mA High	NeoTec Select Conductivity Modular 4-20 mA Low
		
Description	The conductivity sensor consists of a 3 meter connection cable, a 4-20 mA head transmitter, and the conductivity sensor. Due to the design of the sensor assembly, only the sensor needs to be changed. All other components can be used continuously. For an optimal process integration, the NeoTec sensor is delivered with a suitable T-piece.	
Advantages	<ul style="list-style-type: none"> • Preconfigured for NeoTecMaster® • Modulare structure • Industry standard 	
Technical data	<ul style="list-style-type: none"> • Cell constant: $k = 1.0 \pm 10\%$ • Measuring range: 1 to 10.000 $\mu\text{S}/\text{cm}$ • PT1000 • Material: CPVC • Max. Temperature/pressure: 60 °C / 6,5 bar • 4-20 mA-Modul 24 VDC • Connection cable 3m, cable ends tin-plated • Flow cell 3/4" NPT 	<ul style="list-style-type: none"> • Cell constant: $k = 0.1 \pm 10\%$ • Measuring range: 0,1 to 1.000 $\mu\text{S}/\text{cm}$ • PT1000 • Material: CPVC • Max. Temperature/pressure: 60 °C / 6,5 bar • 4-20 mA-Modul 24 VDC • Connection cable 3m, cable ends tin-plated • Flow cell 1,5" mit 1" internal thread NPT
	891015	891016

Testomat LAB instrument cover



By using the LAB hood, it is possible to use the LAB series in the direct environment of a water treatment without installation in a separate control cabinet. The relevant elements of the control board are visible through the transparent surface.

37798

Technical data

IP 43

Recessed grips at the top and bottom for easy assembly and disassembly

Flexible cable gland

Viewing window on OLED display and LED status indicator

Splash water protection

Dimensions (L x W x H): 405 mm x 270 mm x 150 mm

NeoTecMaster® Cover 5"



Housing to accommodate the 5" master, the up to 8 function modules including optimal cable routing for the connection of the individual components. Additional glands for the connection of external cables.

850967

Technical data

IP 66 (when using suitable gaskets/sealing plugs)

Space for up to 8 slaves

Cable bushing bottom, 3x MBF 25 x 1.5; cable diameter 11-17 mm

Dimensions (L x W x H): 239 mm x 300 mm x 160 mm

Material: ABS

Colour: Light grey

NeoTecMaster® Cover 7“

Housing to accommodate the master, the up to 10 function modules including optimal cable routing for the connection of the individual components. Additional glands for the connection of external cables.

850968



Technical data

IP 66 (when using suitable gaskets/sealing plugs)

Space for up to 10 slaves

Cable bushing bottom, 5x MBF 25 x 1.5; cable diameter 11-17 mm

Dimensions (L x W x H): 239 mm x 300 mm x 160 mm

Material: ABS

Colour: Light grey

USB-Stick

8 GB

850975

NeoTec CalBox

To be used for easy and safe calibration of Modbus sensors and 4-20mA sensors. The wires of the sensors are connected to the terminal strips on the front of the box. It is connected to a computer via a USB interface.

890893



Technical data

Housing: plastic

Weight: 300 g

Dimensions (L x W x H): 100 mm x 55 mm x 100 mm

SENSORS NeoTec Select

The NeoTec Select self-cleaning, modular electrode platform is designed for versatility and flexibility. You buy only the components you need and can adapt what you have to changing interface or application requirements. All mounting adapters and cables are reusable. You replace only the electrode cartridge when needed.

Using a proven flat surface technology, the sensors provide reliable performance in demanding applications.

Liquid flow naturally cleans the flat sensor surface, reducing maintenance and downtime. When sensors need to be replaced, install a replacement cartridge in seconds without tools or rewiring.

Plug-in electronic modules are available for applications requiring more than one direct electrode output. The connection cables are available in two standard lengths (3m and 6m).



You can find all detailed product information in our online store - www.heyneomeris.shop

NeoTec Select pH

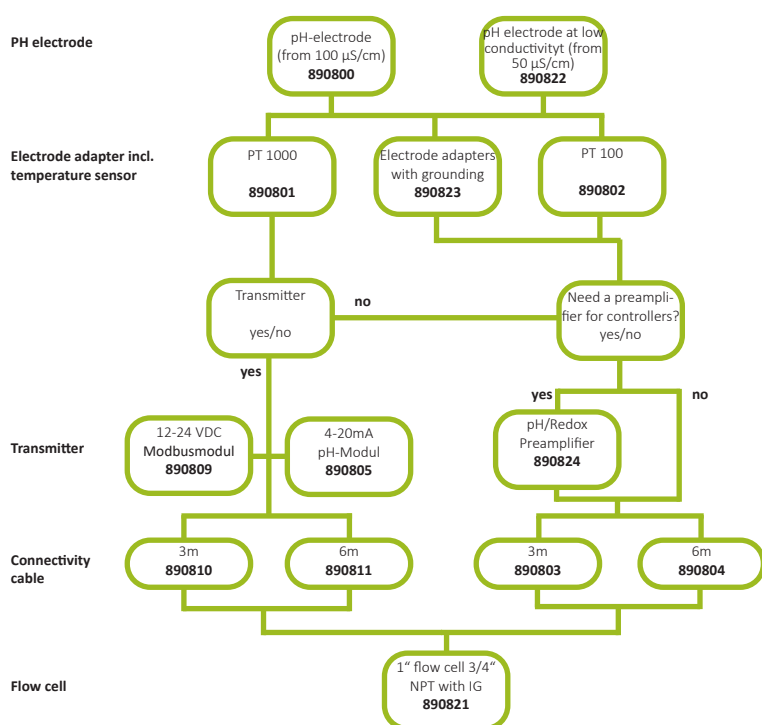
Areas of application:

Municipal wastewater treatment plants, drinking water, surface water, industrial wastewater contaminated with chemicals, heavy metals, proteins, silver or sulfides, application in water with temperatures up to 80 °C. Installations in pipelines up to 6.5 bar pressure possible.

Advantages:

Modular, adaptable to many applications/types of installation, flat pH membrane, thus a self-cleaning effect by incident flow. In case of replacement, only exchange of the pH electrode is necessary. Removable cable for easy installation or module replacement.

Low purchase and operating costs with full flexibility.



Technical data:

Measuring range:	0 - 14 pH (sodium ion error above 12.3 pH)
Temperature range:	0 - 80 °C (when mounted in flow cell) 0 - 70 °C (with electronic module)
Pressure range:	0 - 6,5 bar
Reaction speed:	95% in 5 seconds
Wetted materials:	PPS (body), HDPE (compound), pH glass, Viton O-ring

You can find all detailed product information in our online store - www.heyneomeris.shop

NeoTec Select pH - System



NeoTec Select pH electrode

NeoTec Select pH electrode with double diaphragm (from 100 μ S/cm)	890800
NeoTec Select pH electrode with double diaphragm, for low LF in water (from 50 μ S/cm)	890822



pH and Redox

NeoTec Select electrode adapter with Pt 1000, temperature element	890801
NeoTec Select electrode adapter with Pt 100, temperature element	890802
NeoTec Select electrode adapter with grounding element	890823



Head transmitter

NeoTec Select pH electronic module with one Modbus output for 12-24 VDC	890809
NeoTec Select pH electronic module with one 4 - 20 mA output	890805




NeoTec Select Preamplifier

NeoTec Select Preamplifier	890824
----------------------------	--------



pH and Redox connection cable

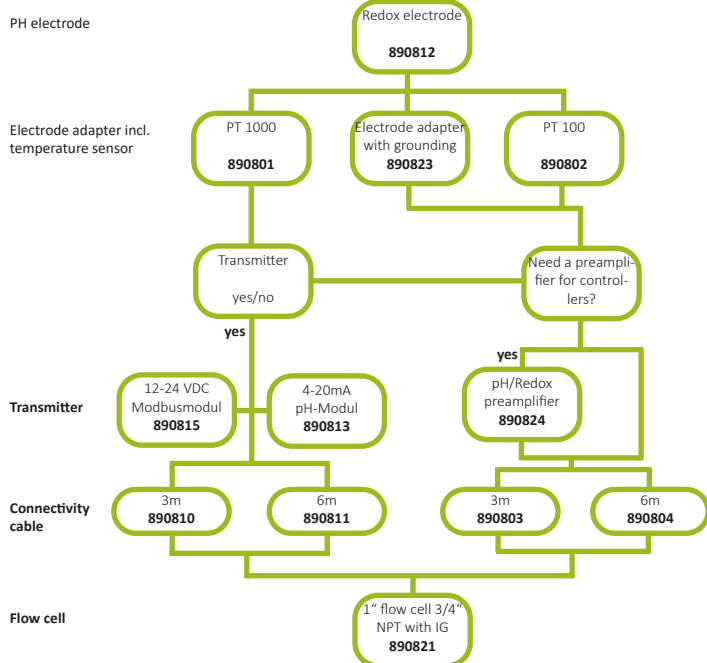
NeoTec Select connection cable 3m, BNC connector and tinned cable ends for temperature sensor	890803
NeoTec Select connection cable 6m, BNC connector and tinned cable ends for temperature sensor	890804
NeoTec Select connection cable, use with 4-20 mA / Modbus module, 3m, tinned cable ends	890810
NeoTec Select connection cable, use with 4-20 mA / Modbus module, 6m, tinned cable ends	890811



pH, Redox and conductivity

NeoTec Select flow cell 1" with 3/4" NPT female thread	890821
NeoTec Select flow cell 1.5" with 1" NPT female thread	890861

NeoTec Select Redox



Areas of application:

Municipal wastewater treatment plants, drinking water, surface water, industrial wastewater contaminated with chemicals, heavy metals, proteins, silver or sulfides, application in water with temperatures up to 80 °C. Installations in pipelines up to 6.5 bar pressure possible.

Advantages:

Modular, adaptable to many applications/installation types, flat redox membrane, thus a self-cleaning effect by incident flow. In case of replacement, only replacement of the redox electrode is necessary. Removable cable for easy installation or module replacement. Low purchase and operating costs with full flexibility.

Technical data:

Measuring range:	+/- 2000 mV
Temperature range:	0 - 80 °C (when mounted in flow cell) 0 - 70 °C (with electronic module)
Pressure range:	0 - 6,5 bar (reduced depending on the temperature)
Wetted materials:	PPS (body), HDPE (compound), pH glass, Viton O-ring



NeoTec Select Redox electrode

NeoTec Select ORP electrode with double diaphragm platinum	890812
--	---------------

pH and Redox

NeoTec Select electrode adapter with Pt 1000, temperature element	890801
NeoTec Select electrode adapter with Pt 100, temperature element	890802
NeoTec Select electrode adapter with grounding element	890823



NeoTec Select Conductivity - System




Head transmitter	
NeoTec Select pH electronic module with one Modbus output for 12-24 VDC	890815
NeoTec Select pH electronic module with one 4 - 20 mA output	890813

NeoTec Select Preampfier	
NeoTec Select Preampfier	890824



pH and Redox connection cable	
NeoTec Select connection cable 3m, BNC connector and tinned cable ends for temperature sensor	890803
NeoTec Select connection cable 6m, BNC connector and tinned cable ends for temperature sensor	890804
NeoTec Select connection cable, use with 4-20 mA / Modbus module, 3m, tinned cable ends	890810
NeoTec Select connection cable, use with 4-20 mA / Modbus module, 6m, tinned cable ends	890811



pH, Redox and conductivity	
NeoTec Select flow cell 1" with 3/4" NPT female thread	890821
NeoTec Select flow cell 1.5" with 1" NPT female thread	890861



NeoTec Select Conductivity - System

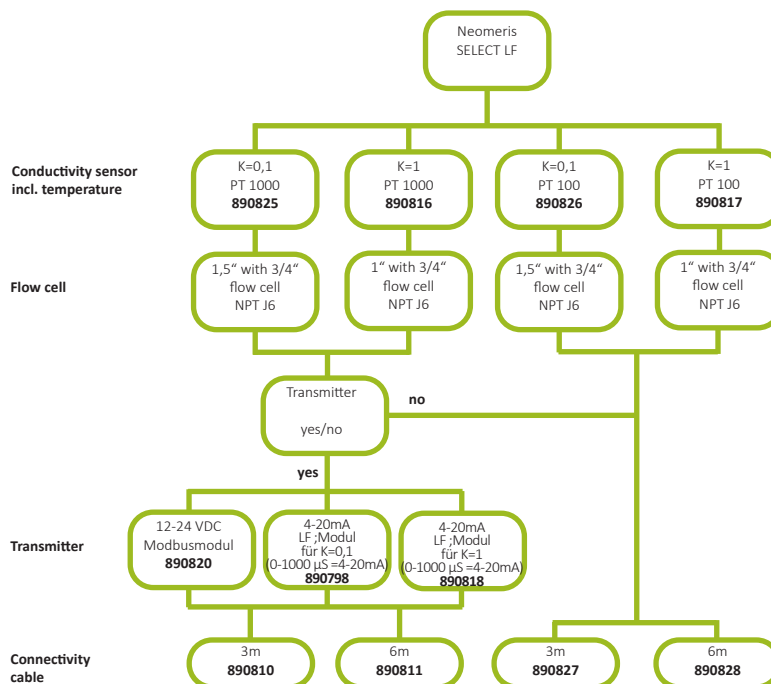
NeoTec Select Conductivity

Areas of application:

Specially developed for power plant applications, especially cooling towers. Can also be used in drinking water, surface water/brackish water, pure water/RO water and DI water. Not to be used in waste water. (risk of clogging)

Advantages:

Easy installation, flexible installation in flow-through fitting or immersion version. Removable cable for easy installation or replacement. Self-cleaning effect due to flat electrode design.



NeoTec Select Conductivity - System




Head transmitter	
NeoTec Select conductivity sensor with K=0.1, PT100, CPVC	890826
NeoTec Select conductivity sensor with K=0.1, PT1000, CPVC	890825
NeoTec Select conductivity sensor with K=1, PT100, CPVC	890817
NeoTec Select conductivity sensor with K=1, PT1000, CPVC	890816



Head transmitter	
NeoTec Select pH electronic module with one Modbus output for 12-24 VDC	890815
NeoTec Select pH electronic module with one 4 - 20 mA output	890813



pH and Redox connection cable	
NeoTec Select connection cable 3m, BNC connector and tinned cable ends for temperature sensor	890803
NeoTec Select connection cable 6m, BNC connector and tinned cable ends for temperature sensor	890804
NeoTec Select connection cable, use with 4-20 mA / Modbus module, 3m, tinned cable ends	890810
NeoTec Select connection cable, use with 4-20 mA / Modbus module, 6m, tinned cable ends	890811



pH, Redox and conductivity	
NeoTec Select flow cell 1" with 3/4" NPT female thread	890821
NeoTec Select flow cell 1.5" with 1" NPT female thread	890861

NeoTec Select Conductivity - System

Select Induktive - sensor



Select inductive - conductivity sensor 0- 2 S

890885

Measuring range: 0 – 2.000.000 µS (2 S)

Max.temperature/pressur: 60 °C (140 deg F)/ 6,5 bar (100 psig)

temperature compensation: PT1000 RTD

material: NORYL®

Select Induktiver 4-20mA Leitfähigkeitssensor 0- 500 mS

890883

Measuring range: 0- 500 mS

Max.temperature/pressur: 60 °C (140 deg F)/ 6,5 bar (100 psig)

temperature compensation: PT1000 RTD

material: NORYL®

Select Induktiver 4-20mA Leitfähigkeitssensor 0- 2.000 mS

890884

Measuring range: 0- 2.000 mS

Max.temperature/pressur: 60 °C (140 deg F)/ 6,5 bar (100 psig)

temperature compensation: PT1000 RTD

material: NORYL®

Select Induktiver Modbus -Leitfähigkeitssensor 0- 2 S

890881

Measuring range: 0 – 2.000.000 µS (2 S)

Max.temperature/pressur: 60 °C (140 deg F)/ 6,5 bar (100 psig)

temperature compensation: PT1000 RTD

material: NORYL®

Note: the sensor can be installed in the T-piece specially made for this sensor

**2“ Select flow cell (T-piece)
 for gluing in**

890882



NeoTec Select High temperature conductivity probes

NeoTec Select LF

Areas of application:

Heavy duty industrial and boiler conductivity sensor




technical data	
cell constant	0,1 or 1,0
temperature range	0 - 100 °C
pressure range	0 - 13 bar
Variant LF:	1/2" NPT
cable:	3 metre
materials:	316 stainless steel body and pins with PEEK insulator and ethylene-propylene O-rings

NeoTec Select LF	
NeoTec Select LF 1/2" NPT thread with k=0,1 ; Pt100	891218
NeoTec Select LF 1/2" NPT thread with k=0,1 ; Pt1000	891219
NeoTec Select LF 1/2" NPT thread with k=1 ; Pt100	891220
NeoTec Select LF 1/2" NPT thread with k=1 ; Pt1000	891221

NeoTec Select HTLF

Areas of application:

Heavy duty industrial and boiler conductivity sensor



technical data	
cell constant	0,1 or 1,0
temperature range	0 - 200 °C
pressure range	0 - 17 bar
Variant HTLF:	3/4" NPT for installation in 3/4" T-piece
Variant HTLF EXT:	3/4" NPT for installation in 1" T-piece
cable:	15cm long (6") PTFE-coated high temperature cable
materials:	316 stainless steel body and pins with PEEK insulator and ethylene-propylene O-rings

NeoTec Select HTLF + EXT	
NeoTec Select HTLF 3/4" NPT thread with k=0.1 ; Pt 100	890790
NeoTec Select HTLF 3/4" NPT thread with k=0,1 ; Pt 1000	890791
NeoTec Select HTLF 3/4" NPT thread with k=1,0 ; Pt 100	890792
NeoTec Select HTLF 3/4" NPT thread with k=1,0 ; Pt 1000	890793
NeoTec Select HTLF EXT 3/4" NPT thread with k=0,1 ; Pt 100	890794
NeoTec Select HTLF EXT 3/4" NPT thread with k=0,1 ; Pt 1000	890795
NeoTec Select HTLF EXT 3/4" NPT thread with k=1,0 ; Pt 100	890796
NeoTec Select HTLF EXT 3/4" NPT thread with k=1,0 ; Pt 1000	890797

NeoTec Select HTLF Urtral

Areas of application:

Heavy duty industrial and boiler conductivity sensor



technical data	
cell constant	1,0
temperature range	0 - 250 °C
pressure range	0 - 41bar
Variant HTLF urtral:	3/4" NPT for installation in 3/4" T-piece
cable:	15cm long (6") PTFE-coated high temperature cable
materials:	316 stainless steel body and pins with PEEK insulator and Perfluoro-Elastomer O-rings

NeoTec Select HTLF Urtral	
NeoTec Select HTLF Urtral 3/4" NPT thread with k=1 ; Pt 100	891222
NeoTec Select HTLF Urtral 3/4" NPT thread with k=1 ; Pt 1000	891223

Version up to 250 °C and 0 - 41.4 bar (600 PSI) as well as cell constant k=10.0 on request.

Oxygen sensors

NeoTec Select Optical oxygen sensor with Modbus output 12 VDC, stainless steel 316L or Titanium

Measuring range: 0-200%, 0,00-20,00 mg/L, 0,00-20,00 ppm triggered oxygen

Temperature range: 0-50 °C

Stainless steel 316L

Cable length	Article number
2 m	890855
10 m	890856

Titanium

Cable length	Article number
2 m	890857
10 m	890858

NeoTec Select membrane cap

NeoTec Select membrane cap for oxygen sensor 316L	890859
NeoTec Select membrane cap for oxygen sensor titanium	890860

Turbidity sensor

NeoTec Select turbidity sensor with Modbus output, DC 5-12V, 10m cable **890869**

Measuring range: 0-400 NTU in 4 selectable measuring range 0,00-50,00 NTU, 0,0-200,0 NTU, 0-1000 NTU, 0-4000 NTU

Temperature range: 0-50 °C

Flow switch

NeoTec Select flow switch for flow section **890799**

NeoTec Select Free chlorine

Free chlorine sensor

Free chlorine sensor with 4-20 mA output, 3m cable



Measuring range	Article number
0 - 2 ppm	890849
0 - 5 ppm	890850
0 - 10 ppm	890851
0 - 20 ppm	890852

Chlordioxid Sensor

Chlorine dioxide sensor with 4- 20 mA output, 3m cable



Measuring range	Article number
0 - 2 ppm	890672
0 - 5 ppm	890673
0 - 10 ppm	890674

Flow cell

NeoTec Select Flow Cell for Free Chlorine and Chlorine Dioxide Sensors

890854

Free Chlorine Sensor Maintenance Set

Service Set for the Neomeris Select Free Chlorine Sensor

880670



Ensure proper operation and high measurement accuracy with our free chlorine sensor service kit and also extend the life of the sensor.

Contents:

- 1x replacement membrane cap
- 1x replacement pressure relief strap
- 2x 30-mL bottles with electrolyte refill solution
- 2x 10-mL syringes
- 3x polishing squares

Chlorine dioxide sensor maintenance set

Service set for the Neomeris Select chlorine dioxide sensor

880671

Ensure proper operation and high accuracy of your chlorine dioxide measurement with our service set and also extend the life of the sensor.

Contents:

- 1x replacement membrane cap
- 1x spare pressure relief strap
- 2x 30-mL bottles with electrolyte refill solution
- 2x 10-mL syringes
- 3x polishing squares

NeoTec Select Standard electrodes



pH electrodes + temperature feeler

NeoTec Select Standard ph-electrode with 3m cable, PT100 temperature probe and BNC connector	890833
NeoTec Select Standard ph-electrode with 6m cable, PT100 temperature probe and BNC connector	890834
NeoTec Select Standard ph-electrode with 3m cable, PT1000 temperature probe and BNC connector	890835
NeoTec Select Standard ph-electrode with 6m cable, PT1000 temperature probe and BNC connector	890836

pH electrodes with built-in signal converter

NeoTec Select Standard ph-electrode with 3m cable, BNC connector	890829
NeoTec Select Standard ph-electrode with 6m cable, BNC connector	890830
NeoTec Select Standard ph-electrode with Modbus output, 12-24 VDC, PT1000, 3m cable	890839
NeoTec Select Standard ph-electrode with Modbus output, 12-24 VDC, PT1000, 6m cable	890840
NeoTec Select Standard ph-electrode with 4-20 mA output, 24 VDC, PT1000, 3m cable	890845
NeoTec Select Standard ph-electrode with 4-20 mA output, 24 VDC, PT1000, 6m cable	890846

Redox electrodes

NeoTec Select Standard Redox-electrode with 3m cable and BNC connector	890831
NeoTec Select Standard Redox-electrode with 6m cable and BNC connector	890832

Redox electrodes with built-in signal converter

NeoTec Select Standard Redox-electrode with Modbus output, 12-24 VDC, PT1000, 3m cable	890843
NeoTec Select Standard Redox-electrode with Modbus output, 12-24 VDC, PT1000 6m cable	890844
NeoTec Select Standard Redox-electrode with mA output, 24 VDC, PT1000, 3m cable	890847
NeoTec Select Standard Redox-electrode with mA output, 24 VDC, PT1000, 6m cable	890848

Plastic pH electrodes



	Neomeris pH Pool Basic		Neomeris pH Pool Advanced double diaphragm	
Scope of application:	Swimming pool, aquarium		Wastewater sampling, groundwater, environmental & source monitoring	
Application area:	0 - 14 pH		0 - 14 pH	
Temperature range:	0 - 60°C		0 - 80°C	
Max. Pressure:	3 bar		3 bar	
Electrode length:	122 mm (total 160mm)		122 mm (total 160mm)	
Process connection:	Accessories T-piece with adapter: 1/2" (891348) or 3/4" (891347)		Accessories T-piece with adapter: 1/2" (891348) or 3/4" (891347)	
Temperature sensor:	without		without	
Electr. connection:	BNC		BNC	
Shank material:	Polycarbonate		Ultem®	
Electrode protection:	punched		jagged	
Reference electrodes electrolyte:	Gel		Gel	
Diaphragm:	Single pellon	Double pellon	Double pellon	
Min. media conductivity:	50 µS/cm		50 µS/cm	
Installation position:	Vertical (45° - 125°)		Vertical (45° - 125°)	
Cable length:	1 metre	3 metre	1 metre	1 metre 3 metre
Differences:	inexpensive solution		Version double Diaphragm	higher temperature resistance
Article number:	891325	891326	891324	891327 891328



	Neomeris pH Pool Professional		Neomeris pH Pool Professional HT
Scope of application:	Swimming pool, industrial water treatment plants		Swimming pool, water treatment, Drinking water, boiler feed water, municipal sewage treatment plant
Application area:	0 - 14 pH		0 - 14 pH
Temperature range:	0 - 60°C		0 - 80°C
Max. Pressure:	6 bar		4 bar
Electrode length:	130 mm total		132 mm total
Process connection:	1/2" NPT		1/2" NPT
Temperature sensor:	without		without
Electr. connection:	yellow BNC connector plug		BNR; requires cable (customer side)
Shank material:	CPVC		PPS
Reference electrodes electrolyte:	Gel		Gel
Diaphragm:	HDPE		HDPE
Min. media conductivity:	50 µS/cm		50 µS/cm
Installation position:	Vertical (45° - 125°)		Vertical (45° - 125°)
Cable length:	0,90 metre	3 metre	n/a
Article number:	891345	891336	891338



	Neomeris Redox Pool Basic				Neomeris Redox Pool Advanced	
Scope of application:	Pool, groundwater, drinking water				Pool, groundwater, drinking water	
Application area:	+/- 2000 mV				+/- 2000 mV	
Temperature range:	0 - 60°C				0 - 80°C	
Max. Pressure:	3 bar				3 bar	
Electrode length:	122mm (total 160mm)				122 mm (total 160mm)	
Process connection:	Accessories T-piece with adapter: 1/2" (891348) or 3/4" (891347)				Accessories T-piece with adapter: 1/2" (891348) or 3/4" (891347)	
Temperature sensor:	without				without	
Electr. connection:	BNC				BNC	
Shank material:	Polycarbonate				Ultem®	
Electrode protection:	punched				jagged	
Reference electrodes electrolyte:	Gel				Gel	
Diaphragm:	Single pellon		Double pellon		Double pellon	
Min. media conductivity:	n/a				n/a	
Installation position:	Vertical (45° - 125°)				Vertical (45° - 125°)	
Cable length:	1 metre				1 metre	
Differences:	Platinum, for standard applications in the pool, environmental area	Gold - use in conjunction with chlorine gas device	Platinum, for standard pool environmental applications	Gold - use in conjunction with chlorine gas device	Platinum, for standard pool and environmental applications, high temperature resistance.	Gold - use in conjunction with chlorine electrolysis, high temperature resistance
Article number:	891332	891333	891330	891331	891334	891335



	Neomeris Redox Pool Professional		Neomeris Redox Pool Professional HT	
Scope of application:	Swimming pool, industrial water treatment plants		Swimming pool, water treatment, Drinking water, boiler feed water, municipal sewage treatment plant	
Application area:	+/- 1000 mV		+/- 1000 mV	
Temperature range:	0 - 60°C		0 - 80°C	
Max. Pressure:	6 bar		4 bar	
Electrode length:	130 mm total		132 mm total	
Process connection:	1/2" NPT		1/2" NPT	
Temperature sensor:	without		without	
Electr. connection:	yellow BNC connector plug		BNR; requires cable (customer side)	
Shank material:	CPVC		PPS	
Reference electrodes electrolyte:	Gel		Gel	
Diaphragm:	HDPE		HDPE	
Min. media conductivity:	50 µS/cm		50 µS/cm	
Installation position:	Vertical (45° - 125°)		Vertical (45° - 125°)	
Cable length:	0,90 metre	3 metre	n/a	
Article number:	891346	891337	891339	891340



	Neomeris Pool Basic Glass	Neomeris Pool Advanced Glass
Scope of application:	Plants & Crops Monitoring	Environment, Wastewater & Other Sampling Applications
Application area:	0 - 14 pH	0 - 14 pH
Temperature range:	0 - 60°C	0 - 80°C
Max. Pressure:	1 bar	1 bar
Electrode length:	122mm (total 150mm)	122 mm (total 150mm)
Process connection:	Accessories T-piece with adapter: 1/2" (891348) or 3/4" (891347)	Accessories T-piece with adapter: 1/2" (891348) or 3/4" (891347)
Temperature sensor:	without	without
Electr. connection:	BNC	BNC
Shank material:	Glas	Glas
Electrode protection:	Liquid 3.5 M KCl/ AgCl	Liquid 3.5 M KCl/ AgCl
Reference electrodes electrolyte:	Single	Double
Diaphragm:	Ceramics	Ceramics
Min. media conductivity:	50 µS/cm	50 µS/cm
Installation position:	Vertical (45° - 125°)	Vertical (45° - 125°)
Cable length:	1 metre	1 metre
Differences:	Laboratory electrode, refillable, standard applications, single diaphragm	Laboratory electrode, refillable, standard applications, double diaphragm
Article number:	891341	891342

	Neomeris pH Pool Professional Glass	
Scope of application:	Pool, general laboratory applications	
Application area	0 - 14 pH	
Temperature area:	0 - 80°C	
Max. pressure:	3 bar	
Electrode length:	120 mm	
Process connection:	PG13.5	
Temperature sensor:	without	
Electr. connection:	n/a	
Shank material:	Glass	
Reference electrodes electrolyte:	Gel	
Diaphragm:	Ceramics	HDPE
Min. media conductivity:	50 µS/cm	
Installation position:	Vertical (45° - 125°)	
Cable length:	n/a	
Differences:	Higher requirements for chemical resistance	
Article number:	891343	891344



Swelling resin sensor

MONITORING HARD BREAKTHROUGH

Neomeris Softwater RS



The **NEOMERIS SOFTWATER RS** monitors the water hardness and signals a hardness breakthrough via alarm. This device is suitable for water hardness monitoring at reverse osmosis plants, boiler feed water supplies, ultrapure water plants or in the environment of soft water production for commercial and industrial purposes.

The sensor is reactivated by means of brine, which is introduced via a multi-way valve with injector integrated in the device.

Technical data:

Display:	2-line LCD
Dimensions:	200 mm x 250 mm x 75 mm
Connection:	230 / 12 V Hz/cy 3 VA
Alarm message:	2 parallel, 24 V; 1A
Power supply:	Power supply unit 230 V/10 W
Max. water temperature:	30 °C
Ambient temperature:	15–40 °C
Min. form:	2,5 bar
Max. form:	6 bar

Order number:

Menu language	230 V
German	880814
English	880816

Accessories



Flow regulator DN 15, 1/2", 0,03 – 1,5 m ³ /h	880817
Flow regulator DN 25, 1", 0,05 – 3 m ³ /h	880818
Flow regulator DN 40, 1 1/2", 1 – 8 m ³ /h	880819
Flow regulator DN 50, 2", 1 – 15 m ³ /h	880820
Flow regulator DN 65, 2 1/2", 1 – 25 m ³ /h	880821
Flow regulator DN 80, 3", 1 – 40 m ³ /h	880822
Exchange sensor	880823

Device description	Device version	Application / function
MMP 83	<ul style="list-style-type: none"> • 6 relay outputs • 6 inputs • 3 water meter inputs • 3 additional programs • 230 VAC, 230 V/24 V • (B x H x T): 390 mm x 318 mm x 160 mm 	Two- and three-filter change plants (alternating or parallel operation) via central control valves or pilot distributors.
Neomeris Control DES	<ul style="list-style-type: none"> • 6 digital outputs • 3 digital inputs • 3 analog inputs (LF + Temp.) • Analog output: 0... 20 mA • 100–240 VAC, 50–60 Hz • (B x H x T): ca. 199 mm x 179 mm x 106,5 mm 	Conductivity controlled Blowdown control on cooling circuits and air scrubbers.

MMP 83

Microcontroller control **MMP 83** for fully automatic regeneration and monitoring of one-, two- or three-filter softeners suitable for central control valves or pilot distributors; controlled by an electrical change-over or pulse switch; for two- or three-filter systems alternating operation (2 filters) or parallel operation (2 or 3 filters) is selectable.

Performance Profile:

- 6 potential-free relay outputs for filter, 3 operating valves, 3 additional programs and collective signal contact.
- Output for feed pump or valve, dosing impulse and rinsing (for initiation of a time-limited rinsing process)
- Switching inputs for 3 water meters, external regeneration start/stop and chemical deficiency

Technical data:	
Power consumption:	max. 96 VA
Power supply:	230 VAC or 230/24 VAC; 50–60 Hz
Protection art:	IP65
Dimensions:	ca. 390 mm x 318 mm x 160 mm

Order number:

230 VAC 50 - 60 Hz	230 / 24 VAC 50 - 60 Hz
210601	210602

COOLING CIRCUITS AND AIR WASHERS

Neomeris Control DES

Microcontroller control **NEOMERIS Control DES** for conductivity-controlled blowdown control on cooling circuits and air washers.

Performance profile:

- Graphic display with 128 x 64 pixels, RGB backlight, membrane keyboard
- Operating languages: D and GB (other operating languages on request)
- Opening of the continuous blowdown valve when the conductivity setpoint is exceeded
- Closing of the continuous blowdown valve when the conductivity setpoint is undershot
- Flush interlock during and after biocide dosing
- PC software for parameterization and visualization (optional)

Conductive conductivity measurement:

0-500 $\mu\text{S/cm}$; Cell constant 0,1

0-2000 $\mu\text{S/cm}$; Cell constant 0,5

0-5000 $\mu\text{S/cm}$; Cell constant 1,0

(temperature compensated)

Connections

Switching input:	Interlock
Output for blowdown valve:	Changeover contact, 250 VAC, max. 5A total
Digital outputs:	Metering valve, operation, alarm, pulse output, circulating pump
Analog output:	0/4...20 mA, set to the measuring range of the conductivity LF-probe
2 analog inputs:	conductive conductivity LF-probe and temperature sensor PT100

Technical data:	Amount	
max. current consumption	5A AC	850933
Power supply:	100-240 VAC, 50-60 Hz	
Protection art:	IP65	
Dimensions	ca. 199 mm x 179 mm x 106,5 mm	

Note: For accessories, see next page.

NEOMERIS CONTROL RO UND DES

LMZ-03-0.1/ PT100



Conductive conductivity probe with graphite electrodes

890623

Material:	PVC-U
Connection:	DN 32
Measuring range:	0.....500 S/cm
Accuracy:	± 2 %
Temperature measurement:	max. 60 °C
Cell constant:	0,1 1/cm
Connection cable:	2,1 m 4 x 0,25mm ²

STE5/PT100 EG

Conductive conductivity probe

310126

Material:	V4A Steel
Connection:	Screw-in thread $\frac{3}{4}$ "
Measuring range:	0....2000 S/cm
Accuracy:	± 5 %
Temperature measurement:	130 °C
Cell constant:	0,5 1/cm

Note: In addition all conductive sliding sensores with a cell constant of 0,1 or 1,0 and PT100 can be connected.



The Neomeris blowdown panel was developed for simple conductivity-controlled blowdown processes in the cooling tower area. The control of the electric motor valve for the blowdown is carried out using a conductivity measuring cell of the NeoTec Select type. The flush panel is delivered pre-programmed and electrically wired ready for operation. The conductive conductivity measurement is pre-calibrated at the factory. The control system of type Neomeris Control DES has further functionalities which can be used technically if required in consultation with Heyl Vertriebsgesellschaft.

891321


Technical data:

Power supply:	Controller
Graphic display:	Controller
Measuring range conductivity:	0 - 5000 $\mu\text{S}/\text{cm}$
Accuracy conductivity:	+/- 2% vom Messbereichsendwert
Temperature measurement:	1 x Pt 100
Analog output:	1 x 4-20 mA
Digital outputs:	1 x blowdown valve (connected) 1 x circulating pump (not part of the product) * 1 x dosing pump 1 x dosing valve 1 x operating signal
Digital inputs:	1 x dosing tank empty 1 x time dosing tank empty
Dimensions (L x W x H):	860 mm x 400 mm x 240 mm

*This also applies to the dosing pump, the dosing valve and the operating signal.

Spare parts/accessories

Neomeris Control DES	850933
Neomeris Select conductivity sensor with k=1.0 PT100	890817
Neomeris Select connection cable	890827
Neomeris Select Flow cell	890821
Neomeris Conductivity calibration solution, EC 1413 $\mu\text{S}/\text{cm}$	890697
Cam switch, 2 pole, 2 contacts, IP65	850925
3-way ball valve, electrically operated	891317
Stopcock	891318



Conductivity meters overview

Device designation	Device version	Application area
N-LF5R	<ul style="list-style-type: none"> Measuring ranges: 0-5 µS/cm Limit value displays: Optical by means of LEDs, limit values adjustable between 0 and 100% of the measuring range. Power consumption: Approx. 1 W Polycarbonate housing (W x H x D): 82 mm x 60 mm x 57 mm 	<ul style="list-style-type: none"> Softener cartridges Demineralisation Reverse osmosis Mixed bed cartridges
N-LF10 N-LF10W N-LF10R N-LF10WR	<ul style="list-style-type: none"> Measuring ranges: 0-10 µS/cm Limit value displays: Optical by means of LEDs, limit values adjustable between 0 and 100% of the measuring range Power consumption: Approx. 1 W Polycarbonate housing (W x H x D): 82 mm x 60 mm x 57 mm 	Conductivity meter with integrated measuring cell / * for separate measuring cell
N-LF100 N-LF100W N-LF100R N-LF100WR	<ul style="list-style-type: none"> Measuring ranges: 0-100 µS/cm, Limit value displays: Optical by means of LEDs, limit values adjustable between 0 and 100 % of the measuring range 1 potential-free relay contact max. 2A/ 250 VAC, 60 W / 62.5 VA Power consumption: Approx. 1 W Polycarbonate housing (W x H x D): 82 mm x 60 mm x 57 mm 	Conductivity meter with integrated measuring cell / * for separate measuring cell
N-LF1000 N-LF1000W N-LF1000R N-LF1000WR	<ul style="list-style-type: none"> Measuring ranges: 0-1000 µS/cm Limit value displays: Optical by means of LEDs, limit values adjustable between 0 and 100 % of the measuring range Variants with relay output: 1 potential-free relay contact, max. 2 A/ 250 VAC, 60 W/ 62.5 VA Power consumption: approx. 1 W Polycarbonate housing (W x H x D): 82 mm x 60 mm x 57 mm 	Conductivity meter with integrated measuring cell / * for separate measuring cell
N-LF2000	<ul style="list-style-type: none"> Measuring ranges: (0-20/200/2000 µS/cm) depending on the measuring cell and gain Temperature compensation: linear 2,2% / K, switched, reference temperature 25°C Limit value outputs: 1 potential changer, max. 6 A/ 250 VAC, 1 changer on 230 VAC (clamp 21) Time delay Power consumption: Ca. 3 W/ 3 VA Surface-mounted housing (polycarbonate) (B x H x T) 40 mm x 68 mm x 110 mm 	T
N-LF 4-20 mA	<ul style="list-style-type: none"> Measuring range: 0-20 µS/cm Without temperature compensation LED display: 3x green; 1x yellow; 1x red Housing material: POM Viewing window Material: PMMA (W x H x D): 40 mm x 68 mm 110 mm 	Conductivity meter with 4-20 mA Signal output
N-LED 10	<ul style="list-style-type: none"> Measuring range: 0 - 10 µS/cm without temperature compensation LED display: 3x green; 1x yellow; 1x red Viewing window material: PMMA (acrylic glass) (W x H x D): 40 mm x 68 mm 110 mm 	Conductivity meter with LEDs and integrated write-in measuring cell
N-LED 20	<ul style="list-style-type: none"> Measuring range: 0-20 µS/cm Without temperature compensation LED display: 3x green; 1x yellow; 1x red Housing material: POM Viewing window Material: PMMA (W x H x D): 40 mm x 68 mm 110 mm 	Conductivity meter with integrated measuring cell
N-Flash 10 in T piece	<ul style="list-style-type: none"> LFM 0-10 µS/cm with 2 LEDs Screw-in thread: 3/8 Integrated battery 	Conductivity meters are often used in water treatment plants in the process industry
N-Flash 10	<ul style="list-style-type: none"> LFM 0-10 µS/cm with 2 LEDs Screw-in thread: 3/8" Integrated battery 	Conductivity meter with LED display
N-Flash 50	<ul style="list-style-type: none"> LFM 0-50 µS/cm with 3 LEDs Screw-in thread: 3/4"/ 1/2 Integrated battery 	Conductivity meter with LED display
N-LF measuring cell John Guest	<ul style="list-style-type: none"> Cell constant: k = 0.1 + 5% Housing material: POM T-piece: John Guest - 1/2" (W x H x D): 10 mm x 20 mm x 300 mm 	Conductivity measuring cell with John Guest - Connection

Conductivity meters

N-LF 2000 / N-LF 4-20 MA

N-LF 2000



Conductivity meter N-LF2000 with time delay in wall-mounted housing.

880571

Technical data:

Measuring range:	0–20 / 200 / 2000 $\mu\text{S/cm}$, referenz temperature 25 °C
Limit value display:	Optical by means of 2 LEDs, two limit values can be set over the measuring range
Limit outputs:	1 potential-free changer, max. 6A / 1 250 VAC. changer on 230 VAC (clamp 21)
Time delay:	0 – 20 min in steps of 10 seconds
Analog outputs:	0–10 V, $R_a > 1 \text{ k}\Omega$ und 4–20 mA, $R_a < 500 \text{ }\Omega$; complies 0–20 / 200 / 2000 $\mu\text{S/cm}$
Power supply:	22–26 VDC, protected against reverse polarity, potential disconnected, 1000 V insulation; or 230 V; 50/60 Hz
Power consumption:	Ca. 3 W / 3 VA
Surface-mounted housing:	120 mm x 122 mm x 57 mm

The NEOMERIS conductivity meters are used to measure the electrical conductivity of aqueous solutions in conjunction with two-electrode measuring cells.

Possible applications are:

- Demineralization plants
- Reverse Osmosis Plants
- Desalination plants
- Cooling circuits

Conductivity measuring cells

Cell constant ($\pm 10\%$)	Measuring range	Measuring cell with PT 100	Meter	Article number
0,1	0–10 $\mu\text{S/cm}$ 0–20 $\mu\text{S/cm}$	N-LF3401/PT100, 3/4"	N-LF10 (R, W, WR), N-LF2000	880574
		N-LF1201/PT100, 1/2"		880576
0,1	0–100 $\mu\text{S/cm}$ 0–200 $\mu\text{S/cm}$	N-LF3401/PT100, 3/4"	N-LF100 (R, W, WR) N-LF2000	880574
		N-LF1201/PT100, 1/2"		880576
1,0	0–1000 $\mu\text{S/cm}$ 0–2000 $\mu\text{S/cm}$	N-LF 3410/PT100, 3/4"	N-LF1000 (R, W, WR) N-LF2000	880575
		N-LF 1210/PT100, 1/2"		880577

Connection cable for N-LF measuring cells



Technical data

Construction	- 1 side placed on solenoid valve plug with gasket („plug and play“, since plug only needs to be plugged into the measuring cell) - 1 side labeled cables with ferrules
Cable description	white: PT100 brown: PT100 yellow: measuring cell SL green: measuring cell blue: shielding

Order number:

cable length: 3 metre

880652

cable length: 6 metre

880653

N-LF 4-20 mA



Technical data:

Measuring range:	0-50 $\mu\text{S}/\text{cm}$	0-2000 $\mu\text{S}/\text{cm}$
Output:	4-20 mA (0 μS = 4 mA; 50 μS = 20 mA)	4-20 mA (0 μS = 4 mA; 2000 μS = 20 mA)
Power supply:	24VDC	24VDC
Housing:	POM black	POM black
Material electrodes:	V4A 4571	V4A 4571
Max. operating pressure:	6 bar	6 bar
Max. operating temperature:	60 °C	60 °C
LED assignment	1 green LED, 1 red LED	1 green LED, 1 red LED
Cable length	5m	5m
with integrated temperature compensation	880630	880678

N-LF5R mit Relais



Technical data:

Measuring range:	0–5 $\mu\text{S}/\text{cm}$, depending on device type Without temperature compensation, analog outputs	851075
Accuracy:	2,5% of the measuring range value	
Limit value display:	optical by means of 2 LEDs, 2 limit values adjustable between 0 and 100 % of the measuring range	
Limit outputs:	Limit value 1 preset to 1 $\mu\text{S}/\text{cm}$ (relay contact)	
Power consumption:	1 w	
Surface-mounted housing:	1 potential-free relay contact, max. 2 A / 250 V AC, 60 W / 62.5 VA	
Measuring cell (versions with integrated measuring cell):	$\frac{3}{4}$ " , PP, PN 6, Tmax. 60°C	

Conductivity meters

N-LF 2000 / N-LF 4-20 MA

N-LF 10 / 100 / 1000

Conductivity meter N-LF10 / N-LF100 / N-LF1000 with integrated or for separate measuring cell.



Technical data:

Measuring range:	0–10/ 100/ 1000 $\mu\text{S/cm}$, depending on device type Without temperature compensation, analog outputs
Limit value display:	optical by means of 2 LEDs, 2 limit values adjustable between 0 and 100 % of the measuring range
Limit outputs:	1 potential-free relay contact, max. 2 A / 250 VAC, 60 W / 62.5 VA, 12 V DC via plug-in power supply 100-240 VAC (on request: power supply 22-26 V DC)
Power consumption:	1 W
Surface-mounted housing:	82 mm x 60 mm x 57 mm, IP65
Measuring cell (versions with integrated measuring cell):	$\frac{3}{4}$ " , POM, PN 6, T max 80°C, 0–10 S/cm with integrated $\frac{3}{4}$ " Screw-in measuring cell

Device variant	Device designation	Article number
Devices with integrated measuring cell:		
N-LF10	0–10 S/cm with integrated $\frac{3}{4}$ " Screw-in measuring cell	880559
N-LF10R	Version N-LF 10R with potential-free relay output	880562
N-LF100	0–100 S/cm with integrated $\frac{3}{4}$ " Screw-in measuring cell	880560
N-LF100R	Version N-LF 100R with potential-free relay output	880563
N-LF1000	0–1000 S/cm with integrated $\frac{3}{4}$ " Screw-in measuring cell	880561
N-LF1000R	Version N-LF 1000R with potential-free relay output	880564
Devices with separate measuring cell:		
N-LF10W	0–10 S/cm with 3m hard-wired connection cable for ext. measuring cell	880565
N-LF10WR	Version N-LF 10WR with potential-free relay output	880568
N-LF100W	0–100 S/cm with 3m hard-wired connection cable for ext. measuring cell	880566
N-LF100WR	Version N-LF 100WR with potential-free relay output	880569
N-LF1000W	0–1000 S/cm with 3m hard-wired connection cable for ext. measuring cell	880567
N-LF1000R	Version N-LF 1000R with potential-free relay output	880570

N-LED 10



Conductivity meter with integrated measuring cell.

880635

Technical data:

Measuring range:	0–10 μ S/cm
Power supply:	100–240 VAC Plug power supply
Housing:	POM, viewing window: PMMA; \varnothing 40 x 68 (top) /110 (total) mm
Protection type:	IP 65
Pressure max:	6 bar
Temperature max.:	60 °C

Without temperature compensation

LED display (3x green, 1x yellow, 1x red flashing = limit value display)

- 3 LED green < 0,1 S/cm
- 2 LED green < 0,5 S/cm
- 1 LED green < 1,0 S/cm
- 1 LED yellow < 5 S/cm
- 1 LED red flashing 10 S/cm

N-LED 20



Conductivity meter with integrated measuring cell.

880572

Technical data:

Measuring range:	0–20 μ S/cm
Power supply:	100–240 VAC Plug power supply
Housing:	POM, viewing window: PMMA; \varnothing 40 x 68 (top) /110 (total) mm
Protection type:	IP 65
Pressure max:	6 bar
Temperature max.:	60 °C

Without temperature compensation

LED-display (3x green, 1x yellow, 1x red flashing = Limit value display)

- 3 LED green 1,0 S/cm
- 2 LED green < 5,0 S/cm
- 1 LED green < 10,0 S/cm
- 1 LED yellow < 20,0 S/cm
- 1 LED red flashing 20,0 S/cm

Note: Other measuring range on request.

Conductivity meters

N-FLASH 10/50

N-FLASH 10

Conductivity meter with integrated measuring cell.

installed in T piece

851004



Technical data:

Measuring range	up to 10µS/cm
Connection:	3/8"; Others available on request
Material case:	POM black
Material lid:	Acrylic
Material electrodes	V4A 4571
Material O-Ring	EPDM
Cell constant	C = 0,6 ±10%
Max. working pressure	6 bar
Max. working temperature	60 °C
Display	LED green <10µS/cm LED red >10µS/cm
Temperature sensor	without



Technical data:

Measuring range:	<10µS/cm, >10µS/cm
Connection:	3/8"; Others available on request
Material lid:	Acrylic
Material O-ring:	EPDM
Cell constant:	C = 0,6 ±10%
Pressure max:	6 bar
Temperature max:	60 °C
Temperature sensor	no
Display:	LED green <10µS/cm LED red >10µS/cm



Screw-in measuring cell: 1/4" **851001**

Screw-in measuring cell: 1/2" **851002**

Screw-in measuring cell: 3/4" **851003**

N-Flash 50

Technical Data:

Housing:	POM black
Material electrodes:	V4A 4571
Cell constant:	C = 0,6 ±10%
Pressure max:	6 bar
Temperature max:	60 °C
Without temperature sensor	

Order number:

N-Flash 50, 1/4" **880593**

N-Flash 50, 1/2" **880580**

N-Flash 50, 3/4" **880578**



N-LF Measuring cell John Guest

890601



Technical data:	
Material housing:	POM
Material electrodes:	V4A 4571
T-piece:	John Guest 1/2"
Cell constant:	0,1 ± 5%
Max. Operating pressure:	6 bar
Max. Operating temperature:	60 °C
Cable length:	2,5 m

Conductivity cells, 1/2" and 3/4" with screw-in thread and solenoid valve



Technical data:	
Cell constant K:	0,1 oder 1,0 (±10%), depending on the type
Electrode body material:	POM (black)
Material electrode pins:	1.4571
Sealing electrode pins:	O-Ring: EPDM
Max. Operating pressure:	6 bar
Max. Operating temperature:	60 °C
Protection plug:	IP 65
Immersion depths:	Different depending on the type

Conductivity cells

Cell constant (±10%)	Measuring range	Measuring cell with PT 100	Measuring device	Article number
0,1	0–10 µS/cm 0–20 µS/cm	N-LF3401/PT100, 3/4"	N-LF10 (R, W, WR), N-LF2000	880574
		N-LF1201/PT100, 1/2"		880576
0,1	0–100 µS/cm 0–200 µS/cm	N-LF3401/PT100, 3/4"	N-LF100 (R, W, WR) N-LF2000	880574
		N-LF1201/PT100, 1/2"		880576
1,0	0–1000 µS/cm 0–2000 µS/cm	N-LF 3410/PT100, 3/4"	N-LF1000 (R, W, WR) N-LF2000	880575
		N-LF 1210/PT100, 1/2"		880577

Connection cable for N-LF measuring cells



Technical data:

Structure	1 side connected to solenoid valve connector without seal („plug and play“, as connector only has to be plugged onto measuring cell) 1 side labelled cable with wire end ferrules
Cable description	white: PT100 brown: PT100 yellow: Measuring cell SL green: measuring cell blue: shielding

Order number:

Cable length: 3 metre	880652
Cable length: 6 metre	880653

pH measuring device and accessories

NEOMERIS CONTROL PH

Neomeris Control pH



Performance Profile:

890592

- Graphic display with 128 x 64 pixels, RGB backlight, membrane keyboard
- Operating languages: D and GB (other operating languages on request)
- Alarm output
- Outputs for two switching limits
- PC software for parameterization and visualization (optional)
- pH value measurement: 0-14 pH

Connections:

Digital outputs:	Metering valve, operation, alarm, pulse output, Circulating pump
Analog output:	0/4...20 mA, set to the measuring range of the LF probe
2 analog inputs:	conductive LF probe and temperature sensor PT100

Technical data:

Protection type:	IP 65
Mains connection:	100 - 240 VAC, 50 - 60 Hz
max. Power consumption:	5A AC
Dimensions (BxHxT):	approx. 199 mm x 179 mm x 106,5 mm

Accessories

Combination electrode with glass shaft, high-temperature gel and zirconium dioxide diaphragm

890598



Technical data:

Shank material:	Glas
Diaphragm:	3 x Zirconia
Connection:	Variopin plug-in head PG 13.5 with integrated PT100
Measuring range pH:	0 - 14
Temperature measurement:	-5 bis 130 °C
Installation length:	120 mm
Salt presentation:	yes
Minimum conductivity:	> 50 µS/cm

Cable to be used:

Probe cable 10 m, with cable socket with Variopin plug

890617

Note: All commercially available pH electrodes can be connected with PT100!

Calibration and buffer solutions

pH buffer solution 70 ml



Description	Amount	
pH 4.01, +0,01 @25°C	1 bottle á 70 ml	890691
pH 7.00, +0,01 @25°C	1 bottle á 70 ml	890692
pH 9,21, +0,02 @25°C	1 bottle á 70 ml	890693
pH 10,01, +0,02 @25°C	1 bottle á 70 ml	890694

pH buffer solution 250 ml



Description	Amount	
pH 4.01, +0,01 @25°C	1 bottle á 250 ml	890687
pH 7.00, +0,01 @25°C	1 bottle á 250 ml	890688
pH 9,21, +0,01 @25°C	1 bottle á 250 ml	890689
pH 10,01, +0,02 @25°C	1 bottle á 250 ml	890690

pH buffer solution 500ml



Description	Amount	
pH 4.01, +0,01 @25°C	1 bottle á 500 ml	890766
pH 7.00, +0,01 @25°C	1 bottle á 500 ml	890767
pH 9,21, +0,01 @25°C	1 bottle á 500 ml	890768
pH 10,01, +0,02 @25°C	1 bottle á 500 ml	890769

pH buffer solution 1000ml



Description	Amount	
pH 4.01, +0,01 @25°C	1 bottle á 1000 ml	891185
pH 7.00, +0,01 @25°C	1 bottle á 1000 ml	891186
pH 9,21, +0,01 @25°C	1 bottle á 1000 ml	891187
pH 10,01, +0,02 @25°C	1 bottle á 1000 ml	891188

pH buffer solution 20 ml



Description	Amount	
pH 4.01, +0,01 @25°C	1 bag á 20 ml	850911
pH 7.00, +0,01 @25°C	1 bag á 20 ml	850912
pH 10,01, +0,01 @25°C	1 bag á 20 ml	850913

Calibration and buffer solutions

Redox solution 70 ml



Description	Amount	
200 mV, +5mV @25°C	1 bottle á 70 ml	890711
475 mV, +5mV @25°C	1 bottle á 70 ml	890712
650 mV, +5mV @25°C,	1 bottle á 70 ml	890713

Redox solution 250 ml



Description	Amount	
200 mV, +5mV @25°C	1 bottle á 250 ml	890703
475 mV, +5mV @25°C	1 bottle á 250 ml	890704
650 mV, +5mV @25°C,	1 bottle á 250 ml	890705

Redox solution 500 ml



Description	Amount	
200 mV, +5mV @25°C	1 bottle á 500 ml	890774
475 mV, +5mV @25°C	1 bottle á 500 ml	890775
650 mV, +5mV @25°C,	1 bottle á 500 ml	890776

Conductivity calibration solution 70 ml



Description	Amount	
EC 84 S/cm, +-1% @25°C	1 bottle á 70 ml	890699
EC 147 S/cm, +-1% @25°C	1 bottle á 70 ml	890700
EC 1413 S/cm, +-1% @25°C	1 bottle á 70 ml	890701
EC 12880 S/cm, +-1% @25°C	1 bottle á 70 ml	890702
EC 111.8 S/cm, +-1% @25°C	1 bottle á 70 ml	880948

Conductivity calibration solution 250 ml



Description	Amount	
EC 84S/cm, +-1% @25°C	1 bottle á 250 ml	890695
EC 147 S/cm, +-1% @25°C	1 bottle á 250 ml	890696
EC 1413 S/cm, +-1% @25°C	1 bottle á 250 ml	890697
EC 12880 S/cm, +-1% @25°C	1 bottle á 250 ml	890698
EC 111.8 S/cm, +-1% @25°C	1 bottle á 250 ml	880949

Conductivity calibration solution 500 ml



Description	Amount	
EC 84S/cm, +-1% @25°C	1 bottle á 500 ml	890770
EC 147 S/cm, +-1% @25°C	1 bottle á 500 ml	890771
EC 1413 S/cm, +-1% @25°C	1 bottle á 500 ml	890772
EC 12880 S/cm, +-1% @25°C	1 bottle á 500 ml	890773
EC 111.8 S/cm, +-1% @25°C	1 bottle á 500 ml	880950

Conductivity calibration solution 1000 ml



Description	Amount	
EC 84S/cm, +-1% @25°C	1 bottle á 1000 ml	891189
EC 147 S/cm, +-1% @25°C	1 bottle á 1000 ml	891190
EC 1413 S/cm, +-1% @25°C	1 bottle á 1000 ml	891191
EC 12880 S/cm, +-1% @25°C	1 bottle á 1000 ml	891192
EC 111.8 S/cm, +-1% @25°C	1 bottle á 1000 ml	880951

Conductivity calibration solution 20 ml

Description	Amount	
EC 1413 S/cm, +-1% @25°C	1 bag á 20 ml	850910
EC 12880 S/cm, +-1% @25°C,	1 bag á 20 ml	850920

Storage solution for pH and Redox electrodes



Description	Amount	
Electrolyte solution 3 mol/l KCl	1 bottle á 70 ml	890706
Electrolyte solution 3 mol/l KCl	1 bottle á 250 ml	890707
Electrolyte solution 3 mol/l KCl	1 bottle á 500 ml	890777

Cleaning solution for pH and Redox electrodes (pepsin)



Description	Amount	
Probe cleaner for glass electrodes*	1 bottle á 70 ml	890778
Probe cleaner for glass electrodes*	1 bottle á 250 ml	890779
Probe cleaner for glass electrodes*	1 bottle á 500 ml	890780

*The resistance of plastic electrodes must be tested separately, as the cleaner contains a proportion of acid.

EMEC PRISMA STEPPER MOTOR DOSING PUMP

emec PRISMA stepper motor dosing pump



Slow mode:

With the exclusive SLOW MODE function of PRISMA dosing pumps, the stroke speed can be reduced from 100% to 1% during the priming cycle. This function facilitates the adaptation of the pump to the dosing medium and increases the reliability and deaeration of highly viscous dosing media.

Colour display and control:

The PRISMA dosing pump is equipped with a rotary knob for quick and easy menu navigation as well as a large display for convenient setting of the operating parameters and monitoring of the pump functions. The intelligent multifunction software enables the operator to precisely set the dosing required for the respective application. Thus, you can enter the desired value and read it directly in ml/h or l/h via the graphic display. All operating modes are clearly and simply displayed by self-explanatory symbols.

Turndown function:

Prisma's stepper motor driven pumps offer the most precise control over stroke speed and provide an excellent turndown ratio of up to 4800:1. This means that Prisma can divide the dosing process into a maximum of 4800 steps to ensure the most homogeneous and precise distribution of product depending on the desired application. Furthermore, the CC per pulse function offers additional dosing accuracy.

Technical data:

Air temperature	1 °C - 39 °C
Relative humidity	50 - 100 %
Air flow	100 m ³ /h
Room size	until 150 ³
Acoustic pressure	43 dBA 100 m ³ /h
Dimensions / Weight	480 x 175 x 145 mm / 4,2 kg
Radiator	25 W UV radiator / 2 pieces
Radiator service life	8.000 - 10.000 hours
Enclosure type of protection	IP 41
Electrical connection	230 ± 10% V, 50/60 Hz
Performance recording	65 Watt
Inputs	<ul style="list-style-type: none"> - Multi-function input - Level (with pre-alarm) - Pulse transmitter water meter (PPM mode, %, mlq, mA, V, pulse) - Standby - External contact (voltage-free)
Output	Alarm (common to all alarms)
Interface	<ul style="list-style-type: none"> - RS485 - Modbus RTU - Bluetooth for remote control
Hydraulic parts	<ul style="list-style-type: none"> - PVDF - PP - stainless steel (AISI 316) - Acrylic glass (PMMA) - Check valves with double ball - O-rings made of FKM B, EPDM, nitrile, PTFE
Membrane	PTFE-Membrane
Accessories	<ul style="list-style-type: none"> - 1/2" injector (made of PVDF or PP) - Axial bottom valve (made of PVDF or PP) - Level switch for empty signal - 2 m suction, suction and ventilation line (PVDF or PE and PVC) - Multifunction cable INPUT
Mode	<ul style="list-style-type: none"> - Constant - Proportional control by external input, operating mode mg/l (ppm) - Proportional control by external input, operating mode percent (%) - Start-Pause - Weekly timer - External input (start and/or pause)

EMEC PRISMA STEPPER MOTOR DOSING PUMP

Technical data:										
Model	2001	2502	2005	1013	0720	0528	0450	0280	0370	167,5
F low rate l/h (GPH)f	1 (0.2)	2 (0.5)	5 (1.3)	13 (3.4)	20 (5.2)	28 (7.3)	50 (13.2)	80 (21.1)	70 (18.4)	7,5 (1.8)
Pressure max bar (PSI)	20 (290)	25 (362)	20 (290)	10 (145)	7 (101)	5 (72)	4 (58)	2 (29)	3 (43)	16 (232)
Pump head (model)	I	L	L	M	N	N	N	N	N	L
Pump head (material)	PVDF, PP, SS (AISI 316), Acrylic Glass (PMMA)									
Membrane	PTFE									
O-Ring	FKM B, EPDM, Nitril, PTFE									
Liquid connections (S/D) mm	4x6 / 4x6			6x8 / 6x8		8x12 / 8x10			4x6 / 4x6	
Pump head	3/8"				1/2"					3/8"
Injection	1/2"						3/4"		1/2"	
Turn Down Ratio	1:4800 (minimum steps)									
Slow mode	From 100% to 1%									
Input pulses max.	max. 24VDC, max. 50mA									
Input pulses (Hall) max.	max. 24VDC, max. 50mA, with extra output ±12V									
Analogue input	0/4 - 20mA 0 - 10V (max load 500 Ω)									
Outputs alarm	Free contact relais N.O./C/N.C.									
Max. load	max load 250 VAC, 2A									
Level connection	12VDC, max. 50mA									
Protection class	IP65 Humidity 85% and T < 40 °C; 70% and T =50 °C (no condensation)									
Pump housing	PP plastic reinforced with glass fiber									
Installation class	II									
Pollution level	2									
Ambient temperature	10 to 45°C									
Operating temperature	1 to 45°C									
Transport and storage temperature	-10 to 50°C									
Power supply	90 - 240 VAC, 50/60 Hz 9-36 VDC									
Power consumption	30W (AC/DC)									
Communication	RS485 / Modbus RTU (optional)									
Audible sounds	52.8 dB (Equivalent continuous level of „A“ weighted sound pressure)									
Reproducibility	± 1%									
Net weight	2.7 kg (with „N“ pump head)									

EMEC PRISMA STEPPER MOTOR DOSING PUMP

Version	Order number
2 bar - 80l/h pump head PP, EPDM seal	
2 bar - 80l/h pump head PVDF, Vitron seal	
2 bar - 80l/h pump head PMMA, Vitron seal	
2 bar - 80l/h pump head PMMA, EPDM seal	
2 bar - 80l/h pump head Stainless steel, Vitron seal	
2 bar - 80l/h pump head Stainless steel, EPDM seal	
4 bar - 50l/h pump head PP, EPDM seal	
4 bar - 50l/h pump head PVDF, Vitron seal	
4 bar - 50l/h pump head PMMA, Vitron seal	
4 bar - 50l/h pump head PMMA, EPDM seal	
4 bar - 50l/h pump head Stainless steel, Vitron seal	
4 bar - 50l/h pump head Stainless steel, EPDM seal	
5 bar - 28l/h pump head PP, EPDM seal	
5 bar - 28l/h pump head PVDF, Vitron seal	
5 bar - 28l/h pump head PMMA, Vitron seal	
5 bar - 28l/h pump head PMMA, EPDM seal	
5 bar - 28l/h pump head Stainless steel, Vitron seal	
5 bar - 28l/h pump head Stainless steel, EPDM seal	
7 bar - 20l/h pump head PP, EPDM seal	
7 bar - 20l/h pump head PVDF, Vitron seal	
7 bar - 20l/h pump head PMMA, Vitron seal	
7 bar - 20l/h pump head PMMA, EPDM seal	
7 bar - 20l/h pump head Stainless steel Vitron seal	
7 bar - 20l/h pump head Stainless steel, EPDM seal	

Selection via
www.heyneomeris.shop

Durch das an der neunten Stelle befindliche Zeichen können Sie das bei Auslieferung montierte Pumpenkopf- und Dichtungsmaterial ermitteln.

The charater located in the ninth position allows you to determine the pump head and seal material installed at the time of delivery.

Durch die Druck- und Druckfluss Angabe in l/h können Sie die richtige Pumpenkopfgröße auswählen.

The pressure and flow rate in l/h allow you to select the correct pump head size.



EMEC PRISMA STEPPER MOTOR DOSING PUMP

Version	Order number
2 bar - 80l/h pump head PP, EPDM seal	
2 bar - 80l/h pump head PVDF, Vitron seal	
2 bar - 80l/h pump head PMMA, Vitron seal	
2 bar - 80l/h pump head PMMA, EPDM seal	
2 bar - 80l/h pump head Stainless steel, Vitron seal	
2 bar - 80l/h pump head Stainless steel, EPDM seal	
4 bar - 50l/h pump head PP, EPDM seal	
4 bar - 50l/h pump head PVDF, Vitron seal	
4 bar - 50l/h pump head PMMA, Vitron seal	
4 bar - 50l/h pump head PMMA, EPDM seal	
4 bar - 50l/h pump head Stainless steel, Vitron seal	
4 bar - 50l/h pump head Stainless steel, EPDM seal	
5 bar - 28l/h pump head PP, EPDM seal	
5 bar - 28l/h pump head PVDF, Vitron seal	
5 bar - 28l/h pump head PMMA, Vitron seal	
5 bar - 28l/h pump head PMMA, EPDM seal	
5 bar - 28l/h pump head Stainless steel, Vitron seal	
5 bar - 28l/h pump head Stainless steel, EPDM seal	
7 bar - 20l/h pump head PP, EPDM seal	
7 bar - 20l/h pump head PVDF, Vitron seal	
7 bar - 20l/h pump head PMMA, Vitron seal	
7 bar - 20l/h pump head PMMA, EPDM seal	
7 bar - 20l/h pump head Stainless steel Vitron seal	
7 bar - 20l/h pump head Stainless steel, EPDM seal	

Selection via
www.heyneomeris.shop

Durch das an der neunten Stelle befindliche Zeichen können Sie das bei Auslieferung montierte Pumpenkopf- und Dichtungsmaterial ermitteln.

The character located in the ninth position allows you to determine the pump head and seal material installed at the time of delivery.

Durch die Druck- und Druckfluss Angabe in l/h können Sie die richtige Pumpenkopfgröße auswählen.

The pressure and flow rate in l/h allow you to select the correct pump head size.



EMEC K-PLUS DOSING PUMP

Emec K-plus dosing pump



Slow mode:

With the exclusive SLOW MODE function of PRISMA dosing pumps, the stroke speed can be reduced from 100% to 1% during the priming cycle. This function facilitates the adaptation of the pump to the dosing medium and increases the reliability and deaeration of highly viscous dosing media.

Colour display and control:

The PRISMA dosing pump is equipped with a rotary knob for quick and easy menu navigation as well as a large display for convenient setting of the operating parameters and monitoring of the pump functions.

The intelligent multifunction software enables the operator to precisely set the dosing required for the respective application. Thus, you can enter the desired value and read it directly in ml/h or l/h via the graphic display. All operating modes are clearly and simply displayed by self-explanatory symbols.

Operating mode:

- Constant
- Proportional control by external input, operating mode mg/l (ppm)
- Proportional control by external input, operating mode percent (%)
- Start-pause
- Weekly timer
- External input (start and/or pause)

Turndown function:

Prisma's stepper motor driven pumps offer the most precise control over stroke speed and provide an excellent turndown ratio of up to 4800:1. means that Prisma can divide the dosing process into a maximum of 4800 steps to ensure the most homogeneous and precise distribution of product depending on the desired application. Furthermore, the CC per pulse function offers additional dosing accuracy.

EMEC K-PLUS DOSING PUMP

Technical data:

Type of dosing pump						Hydraulic components								
Model	Dosing capacity	Stroke volume	Dosing head	Tube	Valve		Pump head	O-Rings	Valves body	Ventiel balls	Memb-ran	Tube		Vi-sco-sity
												Pres-sure side	Suc-tion side	
1801	1 l/h - 18 bar	0,1	LA	4 x 6	3/8"	K	PVDF	Viton	PVDF	Ceramics	PTFE	PVDF	PVC	100
1503	3 l/h - 15 bar	0,28	LA	4 x 6	3/8"	P	PVDF	EPDM	PVDF	Ceramics	PTFE	PVDF	PVC	100
103,5	3,5 l/h - 10 bar	0,32	LA	4 x 6	3/8"	Y	PVDF	Nitril	PVDF	Ceramics	PTFE	PVDF	PVC	100
100,5	0,5 l/h - 10 bar	0,05	IA	4 x 6	3/8"	V	PP	Viton	PP	Ceramics	PTFE	PE	PVC	100
085,5	5,5 l/h - 8 bar	0,51	LA	4 x 6	3/8"	D	PP	EPDM	PP	Ceramics	PTFE	PE	PVC	100
057,5	7,5 l/h - 5 bar	0,69	LA	4 x 6	3/8"	W	PP	Nitril	PP	Ceramics	PTFE	PE	PVC	100
0213	13 l/h - 2 bar	1,2	MA	4 x 6	3/8"	J	PVDF	Viton +PTFE	PVDF	Ceramics	PTFE	PVDF	PVC	100
Supply voltage						S	PVDF	Silikon	PVDF	Ceramics	PTFE	PVDF	PVC	100
00	230 VAC Schuko-plug					A	PMMA	Viton	PP	Ceramics	PTFE	PE	PVC	100
0S	230 VAC Australien plug													
01	230 VAC without plug					\$	PMMA	Viton	PP	SS	PTFE	N/A	N/A	8000
03	115 VAC US plug													
04	24 VAC without plug					Z	SS 316*	Viton	SS	SS	PTFE	N/A	N/A	100
05	12 VDC**													
07	24 VDC													

* SS 316 corresponds to stainless steel Mat1.4436
 ** not suitable for all models

EMEC K-PLUS DOSING PUMP

Selection via
www.heyneomeris.shop

EMEC K-PLUS DOSING PUMP

Version	Order number
10 bar - 5l/h pump head PVDF, Vitron seal	
10 bar - 5l/h pump head PP, Vitron seal	
10 bar - 5l/h pump head PMMA, Vitron seal	
10 bar - 5l/h pump head PMMA, EPDM seal	
10 bar - 5l/h pump head Stainless steel, Vitron seal	
10 bar - 5l/h pump head Stainless steel, EPDM seal	
15 bar - 4l/h pump head PVDF, Vitron seal	
15 bar - 4l/h pump head PP, Vitron seal	
15 bar - 4l/h pump head PMMA, Vitron seal	
15 bar - 4l/h pump head PMMA, EPDM seal	
15 bar - 4l/h pump head Stainless steel, Vitron seal	
15 bar - 4l/h pump head Stainless steel, EPDM seal	
18 bar - 2l/h pump head PVDF, Vitron seal	
18 bar - 2l/h pump head PP, Vitron seal	
18 bar - 2l/h pump head PMMA, Vitron seal	
18 bar - 2l/h pump head PMMA, EPDM seal	
18 bar - 2l/h pump head Stainless steel, Vitron seal	
18 bar - 2l/h pump head Stainless steel, EPDM seal	
20 bar - 1l/h pump head PVDF, Vitron seal	
20 bar - 1l/h pump head PP, Vitron seal	
20 bar - 1l/h pump head PMMA, Vitron seal	
20 bar - 1l/h pump head PMMA, EPDM seal	
20 bar - 1l/h pump head Stainless steel, Vitron seal	
20 bar - 1l/h pump head Stainless steel, EPDM seal	

Selection via
www.heyneomeris.shop

Accessories
suction lance


Suction lance for sucking a medium directly from a supply container. (canister/IBC/CNT tank/barrel). Foot valve with pre-filter and non-return valve. The level switch generates a digital empty signal. Venting nipple 4mm for return of venting hose from dosing pump or overpressure/multifunction valve.

Technical data:

Series	LASP4
Material O-ring	EPDM (Dutral) oder FP (Viton)
Immersion length	40cm or 122cm
Thread / hose connection (mm):	1/2 4x6 (suction max 10l/h)
Number of suction nozzles	1-Suction connection
Mounting connection:	C61 Canister connection (for EPDM) or mounting connection 1 1/2" CNT/IBC (for Viton)
Number of floats/switching direction/electrical connection	1. Level/N.O/M12(PRIUS/PRISMA)
Connection cable length	3,5m
Intake filter	LASP4
Special feature	Valve ball ceramic
Power consumption:	65 Watt

for Prisma

emec Viton suction lance with 40cm immersion length M12 connector	896306
emec Viton suction lance with 122cm immersion length M12 connector	896308
emec EPDM suction lance with 40cm immersion length M12 connector	896305
emec EPDM suction lance with 122cm immersion length M12 connector	896307

for K-Plus

emec Viton suction lance with 40cm immersion length BNC connector	896357
emec Viton suction lance with 122cm immersion length BNC connector	896359
emec EPDM suction lance with 40cm immersion length BNC connector	896356
emec EPDM suction lance with 122cm immersion length BNC connector	896358

The emec service set for the PRISMA pump consists of the pump head, including sealing ring and a diaphragm, which is the same for all versions of the pump and is made of PTFE.

Our service sets are available in the versions I, L, M and N. The only difference is the size of the pump head, which varies depending on the pressure and flow rate. The second choice on your part determines the material of the pump head and the material of the sealing ring.

The correct selection of the service set, i.e. the correct choice of pump head size and pump head and seal material, can easily be made via your Prisma pump type plate as follows.

1. On the type plate of your Prisma pump you will find the pressure „bar xxx - PSI xxx“ above the serial number and then the pump capacity „l/h xxx - gph xxx“. With these two items of information you can easily determine the correct pump head size (I, L, M, N). (see example picture of type plate in the article)



The most common types can be found below and these are shown via our selection matrix:

- K = PVDF pump head with Viton seal
- D = PP pumphead with EPDM seal
- A = PMMA pumphead with Viton seal
- R = PMMA pumphead with EPDM seal
- Z = Stainless steel with Viton seal
- £ = Stainless steel pumphead with EPDM seal

For Prisma		
Version I	Type	Order number
20 bar / 1 litre per hour	K	896309
	D	896310
	A	896311
	R	896312
	Z	896313
	£	896314
Version L		
16 bar / 7,5 litre per hour 20 bar / 5 litre per hour 25 bar / 2 litre per hour	K	896315
	D	896316
	A	896317
	R	896318
	Z	896319
	£	896320
Version M		
10 bar / 13 litre per hour	K	896321
	D	896322
	A	896323
	R	896324
	Z	896325
	£	896326
Version N		
2 bar / 80 litre per hour 3 bar / 70 litre per hour 4 bar / 50 litre per hour 5 bar / 28 litre per hour 7 bar / 20 litre per hour	K	896327
	D	896328
	A	896329
	R	896330
	Z	896331
	£	896332

Note: Other types are available from us on request.

Measuring instruments for chemical parameters Overview

Device designation	Device version	Application area
N-46F / 82	<ul style="list-style-type: none"> Method: ISE (ion selective electrode) Measuring ranges: Minimum: 0-20.00 PPM / Maximum: 0-2000 PPM Accuracy: 0.1 PPM at 1 PPM; 0.5 PPM at 10 PPM 	Measurement of fluoride in drinking water and ultrapure and process water
N-46 / 85	<ul style="list-style-type: none"> Method: Amperometric diaphragm sensor with flow cell for constant water pressure. Measuring ranges: 0-20.00 PPM, 0-200.0 PPM, 0-2000 PPM Accuracy: ± 0.3 PPM 	Measurement of peracetic acid in ultrapure and process water
N-46D	<ul style="list-style-type: none"> Method: Membrane covered galvanic immersion sensor. Measuring ranges: 0-40.00 PPM or (mg/L), 0-200% saturation Accuracy: 0.5% or 2 PPM 	Measurement of dissolved oxygen in wastewater treatment plants
N-46 / 88	<ul style="list-style-type: none"> Method: Submersible IR - scattered light sensor (Optical Backscatter) Measuring ranges: 0-100.0 PPM, 0-1000 mg/L or 0- 10.00 g/L Accuracy: 2,0% 	Measurement of suspended solids in waste and industrial process water
N-46 / 76	<ul style="list-style-type: none"> Method: Tungsten white light source (EPA compliant) with flow sensor (photodetector) Measuring ranges: 0-2,000 NTU, 0-20,00 NTU, 0-200,0 NTU, 0-400,0 NTU Accuracy: 0.5% 	Measurement of turbidity in industrial water treatment plants
N-46 / 76 - IR	<ul style="list-style-type: none"> Method: IR source (ISO 7027, 27027 compliant) with flow sensor Measuring ranges: 0-2.000 NTU, 0-20.00 NTU, 0-200.0 NTU, 0-400.0 NTU Accuracy: 0,5% 	Measurement of turbidity in industrial water treatment plants
N-46 / 84	<ul style="list-style-type: none"> Method: Amperometric membrane sensor with flow cell for constant water pressure. Measuring ranges: min. 0-2.00 PPM, max. 0-200.00 PPM Accuracy: ± 0.01 PPM 	Measurement of hydrogen peroxide (H ₂ O ₂) in wastewater, drinking water and ultrapure process water
N-46 N	<ul style="list-style-type: none"> Method: Amperometric membrane sensor with Auto-Chem module Measuring range: 0-5.00 PPM Accuracy: ± 0.05 PPM 	Measurement of ammonium in drinking water as well as ultrapure and process water
N-46S / 66	<ul style="list-style-type: none"> Method: diaphragm-covered sensor with AutoChem module Ranges: 0-2000 PPM, 0-20.00 PPM Accuracy: ± 0.03 PPM 	Measurement of (Bi)-Sulfite in Absorbed and Process Water

Measuring instruments for chemical parameters


The N-series are measuring instruments for different water constituents and parameters.

The devices consist respectively of:

- Compact monitor (IP 66, H x W x D: 112 mm x 112 mm x 89 mm) with concentration display and membrane keyboard for menu navigation
- Sensor system depending on parameter type
- Flow cell depending on sensor type

Customized versions available in terms of voltages/optional outputs, sensors, flow chambers, communication interfaces (Profibus DP 3, Modbus RTU 4, Ethernet IP 5, Modbus TCP/IP) as well as other accessories for all mentioned devices.

N-46F / 82



The N-46F/82 meter is a stationary measuring and control device for measuring fluoride to ensure a constant concentration in drinking water as well as ultrapure and process water.

880529

Technical data:

Measuring range:	0–20,00 PPM Minimum, 0–2000 PPM Maximum
Method:	ISE (Ion Selective Electrode)
Accuracy:	± 1mV (0.1 PPM bei 1 PPM; 0.5 PPM bei 10 PPM)
Electrical output:	2 isolated 4–20 mA
Relay output:	3 SPDT Relays
Mains connection:	100–240 VAC, 50–60 Hz

N-46 / 85




The N-46/85 meter is a stationary measuring and control device for measuring peracetic acid in ultrapure and process water, especially for disinfection in the food industry.

880530

Technical data:

Measuring range:	0–20.0, 0–200.0, 0–2000 PPM
Method:	Amperometric membrane sensor with Flow cell for constant water pressure
Accuracy:	± 0.3 PPM
Electrical output:	2 isolated 4–20 mA
Relay output:	3 SPDT Relays
Mains connection:	100–240 VAC, 50–60 Hz

N-46D



The N-46D meter is a stationary measuring and control device for measuring dissolved oxygen to ensure stable operation of biological processes in wastewater treatment plants.

880531

Technical data:

Measuring range:	0–40,00 PPM (or mg/L); 0-200% saturation
Method:	Membrane covered galvanic immersion sensor
Accuracy:	0,5% of the measuring range end value or 0,02 PPM
Electrical output:	2 isolated 4–20 mA
Relay output:	3 SPDT Relays
Mains connection:	100–240 VAC, 50–60 Hz

Measuring instruments for chemical parameters

N-46 / 88

The N-46/88 meter is a stationary measuring and control device for continuous monitoring of the concentration of suspended solids in waste and industrial process water.

880544

Technical data:

Measuring range:	0–100.0/ 0–1000 mg/L, 0–10.00 g/L
Method:	Submersible IR scattered light sensor (Optical Backscatter)
Accuracy:	2,0% of the measuring range end value
Electrical output:	2 isolated 4–20 mA Relays
Relay output:	3 SPDT Relays
Mains connection:	100–240 VAC, 50–60 Hz

N-46 / 76

The N-46/76 meter is a stationary measuring and control device for measuring turbidity in industrial water treatment plants as an indicator of product water quality.

880546

Technical data:

Measuring range:	0–2,000/ 20,00/ 200,0/ 400,0 NTU
Method:	Tungsten white light source (EPA compliant) with flow sensor (photodetector)
Accuracy:	0,5% of the measuring range end value
Electrical output:	2 isolated 4–20 mA
Relay output:	3 SPDT Relays
Mains connection:	100–240 VAC, 50–60 Hz

N-46 / 76 IR

Device variant with: IR source (ISO-7027,27027 compatible) with flow sensor; otherwise identical in construction to N-46/76.

880547

N-46 / 84



The meter N-46/84 is a stationary measuring and control device for the measurement of hydrogen peroxide (H₂O₂) in waste water but also drinking water as well as ultrapure and process water.

880548

Technical data:

Measuring range:	0–2,000/ 0–20,00 oder 0–200,0 PPM
Method:	Amperometric membrane sensor with Flow cell for constant water pressure
Accuracy:	± 0,1 PPM
Electrical output:	2 isolated 4–20 mA
Relay output:	3 SPDT Relays
Mains connection:	100–240 VAC, 50–60 Hz

Measuring instruments for chemical parameters

Q46H / 64

For details on the Q46H/64 Ozone Meter, see page 86.

N-46 N

The N-46N meter is a stationary measuring and control device for measuring total ammonium in wastewater, but also drinking water as well as ultrapure and process water. **880528**



Technical data:

Measuring range:	0–5.00 PPM for total ammonium
Method:	Amperometric membrane sensor with Autochem module
Accuracy:	± 0.05 PPM
Electrical output:	2 isolated 4–20 mA
Relay output:	3 SPDT Relays
Mains connection:	230 VAC, 50–60 Hz

N-46S / 66

The N-46 S/66 meter is a stationary measuring and control device for monitoring the (Bi) sulfite concentration during the degradation of chlorine by Bi-sulfite in waste as well as process water. **880545**



Technical data:

Measuring range:	0–2.000 or 0–20.00 PPM
Method:	Membrane covered sulfite gas sensor with Autochem module
Accuracy:	± 0.03 PPM
Electrical output:	2 isolated 4–20 mA
Relay output:	3 SPDT Relays
Mains connection:	230 VAC, 50–60 Hz

Other measurement parameters (such as permanganate or sulfide) available on request. Likewise, other voltages, optional outputs or sensors as well as further accessories to all listed devices.

Multiparameter handheld PHOTOMETER

PPM 150



Multiparameter handheld photometer PPM 150 for the determination of chemical water constituents. Equipped with 9 LEDs in the wavelength range from 380 to 810 nm.

880850

Performance Profile:

- Flexible for many reagents from different manufacturers
- Software for documentation and creation of calibration curves
- Internal method memory for a maximum of 150 calibration curves
- Storage of up to 1000 data sets in the internal data memory data memory - per data record are documented Date, time, wavelength, reagent used, measurement result, measurement number
- USB interface for data transfer between photometer and PC/laptop
- Pre-parameterized with the measurement curves of all parameters named in table form on page 25

Technical data:

Optic:	9 LED's and Filter
Wavelength:	380 / 430 / 470 / 500 / 520 / 560 / 610 / 700 / 810 nm
Extinction range:	-0,5 to 4,0 E
Electroopic Accuracy:	1,5% from the measured value (in the range from -0.100 to 2.000 E)
Photometric Accuracy:	± 3% (an Filter)
Language selection:	German and English
Memory:	for 150 reagent curves and working instructions
Interface:	USB
Memory:	up to 1,000 records
Graphic Display:	128 x 64 pixels, 60 x 40 mm reading field Backlit
Power supply:	4 rechargeable AA batteries or 4 x AA alkaline batteries

Basic version



Content:

- Multiparameter Handheld Photometer PPM 150
- Light shaft to avoid incidence of extraneous light
- 5 cuvettes
- USB cable
- Software

Supplied in a plastic case.

Multiparameter handheld

TRADITION UND ZUKUNFT AN IHRE SEITE

INDUSTRY SOLUTIONS

Standard version:

Photometer and technical accessories in a plastic case.

Reagents, titration sets and conductivity meters separately.

The respective order numbers for the refills and reagents can be found in the table on page 39.

Boiler house / cooling tower

Measurement parameter	Procedure	
Total hardness	Titration set Duroval A	880160
Residual hardness	Titration set Duroval B	
Acid / base capacity	Titration set Duroval CPM (p-value / m-value)	
Phosphate	photometric	
Sulfite	photometric	
Iron, low	photometric	
Chloride	photometric	
pH-value 6,0-8,20	photometric	
Optional		
Hydrazine	photometric	
Molybdate	photometric	
Additional: electronic conductivity meter - measuring range from 0.00 - 19.99 mS/cm (resolution of 0.01 mS/cm)		

Reverse osmosis

Measurement parameter	Procedure	
Total hardness	Titration set Duroval A	880162
Residual hardness	Titration set Duroval B	
Carbonate hardness	Titration set Duroval C	
Iron, low	photometrisch	
Silicate	photometrisch	
Chlorine (free)	photometrisch	
Additional: Conductivity meter - measuring range from 0.00 - 19.99 mS/cm (resolution of 0.01 mS/cm)		

Multiparameter handheld

MEASURING PARAMETERS AND SPARE PARTS

In addition to the parameters named for the respective industry solution, the reagents listed below are available for photometric determinations using PPM 150.

The corresponding data are available for a large number of other reagents from various manufacturers and can be individually compiled for the photometer on request. If you require further parameters or an individually configured photometer, please contact us.

MESSPARAMETER



Parameter	Measuring range (mg/l)	
Aluminium	0 - 1,0	410651
Ammonium	0,01 - 2,0	410681
Chlorine (free)	0 - 1,5	410521
Chlorine (total)	0 - 1,5	410521
Chlorine (bound)	0 - 1,5	410521
Chlordioxide	0 - 2,8	410525
Chloride	0 - 70	410527
Chromate	0 - 2,5	410533
Cyanuric acid	0 - 100	410537
Iron low	0 - 1,5	410548
Iron high	0 - 10,0	410545
Hydrazine	0 - 1,0	410557
Copper	0 - 4,0	410563
Nitrite	0 - 1,0	410691
Phosphate	0 - 20,0	410593
Silicate	0 - 10,0	410623
Sulfite	0 - 20,0	410635
Hydrogen peroxide	0 - 20,0	410643

SPARE PARTS



Sample glasses

Inlay inserts for lid and bottom part plastic case	880155
Disposable syringes INJECT 5ml (1 pack = 100 pieces)	880145
Cell rack for 20 round cells 16 mm	880157
Sample vials (2 pieces each 1 x A and B)	880148
Test tube brush D. 15 mm No. 7/c	880147
Round cells (1 unit = 10 pieces)	880150
Funnel/PE, D. 40 mm	880146
Extension piece for 5 ml syringe	880149

The sample cooler is used for manual sampling of water samples that must be cooled down to normal ambient temperatures for analytical purposes. The hot water is cooled by a cold water flow before analysis.

The water flow is adjusted by means of regulating valves (not included in the scope of delivery - see below).

Technical data:

Max. Hot water pressure:	16 bar
Max. Cold water pressure:	8 bar

Cooler to 80 °C



Cooler for manual sampling up to 80 °C hot water.

880537

Connections

Input cooling water:	8 mm
Output cooling water:	1/2"
Hot water (input and output):	8 mm
Dimensions:	413 mm x 335 mm

Cooler to 120 °C



Cooler for manual sampling up to 120 °C hot water.

880538

Connections

Input cooling water:	1/2"
Output cooling water:	1/2"
Hot water (input and output):	8 mm
Dimensions:	598 mm x 335 mm

Hot water valve



Regulating valve (with red shield), up to 80 °C and 120 °C cooler

880543

Connection: 8 mm, length: 70,5 mm

Cold water valve



Regulating valve (with blue shield), up to 80 °C cooler

880542

Connection: 8 mm, length: 70,5 mm

Cold water valve 1/2"

Regulating valve (inkl. valve cap set- green, blue, red) for 120 °C cooler

800025

Connection: 1/2", length: 70 mm

The sample cooler is used for automatic sampling of water samples that must be cooled down to normal ambient temperatures for analytical purposes. The hot water is thereby cooled by a cold water flow prior to analysis. Adjustment of the water flow is done by regulating valves (not included in the scope of delivery - see below).

Cooler for automatic sampling up to 80 °C hot water.

880539

Cooler to 80 °C



Connections

Cooling water (inlet and outlet):	8 mm
Hot water (input and output):	8 mm
Dimensions:	375 mm x 128 mm

Cooler for automatic sampling up to 120 °C hot water.

880540

Cooler to 120 °C



Connections

Cooling water (inlet and outlet):	1/2"
Hot water (input and output):	8 mm
Dimensions:	546 mm x 128 mm

Cooler for automatic sampling up to 200 °C hot water.

880512

Cooler to 200 °C



Connections

Cooling water (inlet and outlet):	1/2"
Hot water (input and output):	8 mm
Dimensions:	546 mm x 128 mm
Max. Hot water pressure:	36 bar
Max. Cooling water pressure:	8 bar

Regulating valve (with red shield), for 80 °C and 120 °C cooler

880543

Connection: 8 mm, length: 70.5 mm

Hot water valve



Regulating valve (with blue shield), for 80 °C cooler

880542

Connection: 8 mm, length: 70.5 mm

Cold water valve



Regulating valve (incl. valve cap set -green, blue, red-), for 120 °C cooler

800025

Connection: 1/2", length: 70 mm

Cold water valve 1/2"

Note: For 200° cooler a hot water valve must be procured by the customer.

Professional handheld meters

TRADITION UND ZUKUNFT AN IHRER SEITE

IN CASE INCLUDING ELECTRODE

	Cond 7	Cond 70	Oxy 7	Oxy 70	PC 7	PC 70	pH 7	pH 70
pH					X	X	X	X
Redox					X	X	X	X
Temperature	X	X	X	X	X	X	X	X
Conductivity	X	X			X	X		
TDS	X	X			X	X		
Salinity		X			X	X		
Oxygen			X	X				
Saturation			X	X				
Pressure			X	X				
mV					X	X	X	X



Cond 7	Cond 70
880925	880926



OXY 7	OXY 70
880927	880928



PC 7	PC 70
880923	880924



pH 7	pH 70
880919	880921



Note: For more information, please feel free to visit our online store at:
www.heyneomeris.shop

Pocket-Tester

BASIC

Conductivity / TDS / Temperature Pocket-Tester



Technical data		850908
Measuring range		
Conductivity:	3999 μ S/cm	
TDS:	2000 ppm	
Temperature display:	0 - 60 °C	
Resolution		
Conductivity:	1 μ S/cm	
TDS:	1 ppm	
Temperature:	0,1 °C / 0,1 °F	
Accuracy		
Conductivity:	1 μ S/cm	
TDS:	1 ppm	

TDS / Conductivity / Temperature High-Pocket-Tester



Technical data		850919
Measuring range		
Conductivity:	20 mS/cm	
TDS:	0 - 10 ppt	
Temperature display:	0 - 60 °C	
Resolution		
Conductivity:	0,1 mS/cm	
TDS:	0,01 ppt	
Temperature:	0,1 °C / 0,1 °F	
Accuracy		
Conductivity:	2% from measuring range end value	
Temperature:	$\pm 0,5$ °C / ± 1 °F	

pH / Temperature Pocket-Tester



Technical data		850909
Measuring range		
pH:	-2,0 bis 16,0 pH	
Temperature:	-5 - 60 °C	
Resolution		
pH:	0,1 pH	
Temperature:	0,1 °C / 0,1 °F	
Accuracy		
pH:	$\pm 0,1$ pH	
Temperature:	$\pm 0,5$ °C / ± 1 °F	

pH / Conductivity / TDS / Temperature Pocket-Tester


Technical data		850930
Measuring range		
pH:	0,00 - 14,00 pH	
Conductivity:	0 - 3999 μ S/cm	
TDS:	0 - 2000 ppm	
Temperature:	0,0 - 50,0 °C / 32,0 - 122 °F	
Resolution		
pH:	0,01 pH	
Conductivity:	1 μ S/cm	
TDS:	1 ppm	
Temperature:	0,1 °C / 0,1 °F	
Accuracy		
pH:	\pm 0,05 pH	
EC / TDS:	2% from measuring range end value	
Temperature:	\pm 0,5 °C / \pm 1 °F	

pH / Conductivity / TDS / Temperature High-Pocket-Tester


Technical data		850931
Measuring range		
pH:	0,00 - 14,00 pH	
Conductivity:	0,00 - 20 mS/cm	
TDS:	0,00 - 10 ppt	
Temperature:	0,0 - 50,0 °C / 32,0 - 122 °F	
Resolution		
pH:	0,01 pH	
Conductivity:	0,00 - 20 mS/cm	
TDS:	0,00 - 10 ppt	
Temperature:	0,0 - 50,0 °C / 32,0 - 122 °F	
Accuracy		
pH:	\pm 0,05 pH	
EC / TDS:	2% from measuring range end value	
Temperature:	\pm 0,5 °C / \pm 1 °F	

Our calibration and buffer solutions in 20ml, 70ml and 250ml can be found on page 47 and 49.

Pocket-Tester Basic

PH / CONDUCTIVITY / TDS

pH / Conductivity / TDS

Main features:

- Large LCD display
- Calibration point display
- Stability display
- pH value measurement (880835)
- Conductivity and TDS measurement (880836)
- Conductivity range (880836): 0.01 μ S...199.9 mS
- Automatic temperature compensation (880836)
- 1...2 calibration points
- 2 x 1.5 V AAA batteries for long-term operation (compatible with rechargeable batteries)



Technical data	880835	880836
pH-Measuring range	0 ... 14	-
Resolution	0,1	-
Accuracy	$\pm 0,1$	-
Calibration points	1 ... 2	-
Automatic buffer detection	3 technical buffer (US Standard)	-
Display of the calibration points	Yes	-
Stability indicator	Yes	Yes
Alarm for electrode status	Yes	Yes
Conductivity measuring range	-	0,01 μ S...199,9 mS
Resolution	-	Automatic scale
Accuracy	-	± 2 % Fullscale
Calibration points	-	1 ... 2
Automatic buffer detection	-	1413 μ S / 12,88 mS
Display of the calibration points	-	Yes
TR reference temperature	-	25 °C
TDS-measuring range	-	0,0,1 ppm ... 199,9
TDS factor	-	0,40 ... 1,00
Automatic shutdown	after 8 minutes	after 8 minutes
Display	LCD	LCD
IP-protection	IP 67	IP 67
Power supply	2 x 1,5 V Batteries AAA	2 x 1,5 V Batteries AAA
Battery life	> 300 hours	> 300 hours
Warranty	6 months	6 months
Dimensions	40 x 200	40 x 200
Weight	105 g	105 g



pH / mV / Temperature



Main features:

- pH range: -2 ... 16 pH. Resolution 0.01 pH
- 1 ... 3 calibration points, 5 stored technical buffers.
- mV function for testing the pH electrodes

Technical data

pH-Measuring range	-2 ... 16	880837
Resolution	0,01	
Accuracy	± 0,01	
Calibration points	1 ... 3	
Automatic buffer detection	5 technical buffer (US Standard)	
Display of the calibration points	Yes	
Stability indicator	Yes	
Alarm for electrode status	Yes	
mV measuring range	- 1000 mV ... + 1000 mV	
Resolution	0,1 mV / 1 mV	
Temperature measuring range	0 ... 60 °C	
Resolution / Accuracy	0,1 °C / ± 0,2 °C	
Unit	°C / °F	
Automatic power off	after 8 minutes	
Display	3 colours, backlight	
IP-protection	IP 67	
Power supply	2 x 1,5 V Batteries AAA	
Battery life	> 200 hours	
Warranty - electronic parts	1 year	
Warranty - Sensor	6 months	
Dimensions	40 x 200	
Weight	110 g	



Replacement electrode

880846

Pocket-Tester Advanced PH / MV / TEMPERATURE / FOOD

pH / mV / Temperature / Food

Main features:

- pH range: -2 ... 16 pH. Resolution 0.01 pH
- 1 ... 3 calibration points, 5 stored technical buffers
- pH tip electrode interchangeable
- Integrated temperature sensor
- Double open pore, polymer electrode, maintenance-free
- mV function for testing the pH electrodes



Technical data

pH - measuring range	-2 ... 16	880841
Resolution	0,01	
Accuracy	± 0,01	
Calibration points	1 ... 3	
Automatic buffer detection	5 technical buffer (US Standard)	
Display of the calibration points	Yes	
Stability indicator	Yes	
Alarm for electrode status	Yes	
mV measuring range	- 1000 mV ... + 1000 mV	
Resolution	0,1 mV / 1 mV	
Temperature measuring range	0 ... 60 °C	
Resolution / Accuracy	0,1 °C / ± 0,2 °C	
Unit	°C / °F	
Automatic power off	after 8 minutes	
Display	3 colors, backlight, LCD	
IP-protection	IP 67	
Power supply	2 x 1,5 V Batteries AAA	
Battery life	> 200 hours	
Warranty - electronic parts	1 year	
Warranty - Sensor	6 months	
Dimensions	40 x 210	
Weight	140 g	

Replacement electrode

880847

pH / mV / Temperature



Main features:

- Conductivity range: 0.01 μ S ... 199.9 mS
- 1 ... 3 calibration points, 3 stored technical buffers
- 1 ... 3 reference temperature 20/25 °C, selectable

Technical data

Conductivity measuring range	0,01 μ S...199,9 mS	880842
Resolution	Automatic scale	
Accuracy	\pm 2 % Fullscale	
Calibration points	1 ... 3	
Automatic buffer detection	84 μ S / 1413 μ S / 12.88 mS	
Display of the calibration points	Yes	
TC Temperature coefficient	0,00 ... 4,00% / °C	
TR Reference temperature	20 / 25 °C	
TDS measuring range	0,01 ppm ... 199,9 ppt	
Resolution	Automaticscale	
TDS - Factor	0,40 ... 1,00	
Accuracy	\pm 2 % Fullscale	
Salinity measuring range	0,01 mg/l ...100,0 g/l	
Temperature measuring range	0 ... 60 °C	
Resolution / Accuracy	0,1 °C / \pm 0,2 °C	
Unit	°C / °F	
Automatic power off	after 8 minutes	
Display	3 colours, backlight, LCD	
IP-protection	IP 67	
Power supply	2 x 1,5 V Batteries AAA	
Battery life	> 200 hours	
Warranty - electronic parts	1 year	
Warranty - Sensor	6 months	
Dimensions	40 x 200	
Weight	110 g	



Replacement electrode

880853

Pocket-Tester Advanced

PH / MV / CONDUCTIVITY / TDS / SALINITY / TEMPERATURE

pH / mV / Conductivity/ TDS /
Salinity / Temperature

Main features:

- pH range: -2 ... 16 pH. Resolution 0.01 pH
- 1 ... 3 calibration points, 5 stored technical buffers.
- mV function for testing the pH electrodes.
- Conductivity range: 0.01 μ S ... 199.9 mS
- 1 ... 3 calibration points, 3 stored conductivity buffers
- Reference temperature 20/25 °C, selectable



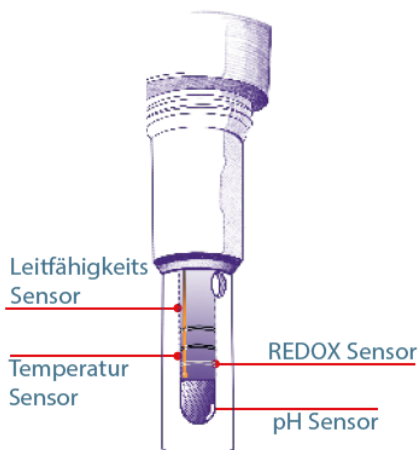
Technical data		880840
pH - measuring range	-2 ... 16	
Resolution	0,01	
Accuracy	$\pm 0,01$	
Calibration points	1 ... 3	
Automatic buffer detection	5 technical buffer (US Standard)	
Display of the calibration points	Yes	
Stability indicator	Yes	
Alarm for electrode status	Yes	
mV measuring range	- 1000 mV ... + 1000 mV	
Resolution	0,1 mV / 1 mV (automatic scaling)	
Conductivity measuring range	0,01 μ S...199,9 mS	
Resolution	(automatic scaling)	
Accuracy	± 2 % Fullscale	
Calibration points	1 ... 3	
Automatic buffer detection	84 μ S / 1413 μ S / 12.88 mS	
Display of the calibration points	Yes	
TC Temperature coefficient	0,00 ... 4,00% / °C	
TR Reference temperature	20 / 25 °C	
TDS measuring range	0,01 ppm...199,9 ppt	
Resolution	Automatic scaling	
TDS - Factor	0,40 ... 1,00	
Accuracy	± 2 % Fullscale	
Salinity measuring range	0,01 mg/l ... 100,0 g/l	
Temperature measuring range	0 ... 60 °C	
Resolution / Accuracy	0,1 °C / $\pm 0,2$ °C	
Unit	°C / °F	
Automatic power off	after 8 minutes	
Display	3 colours, backlight, LCD	
IP-protection	IP 67	
Power supply	2 x 1,5V Batteries AAA	
Battery life	> 200 hours	
Warranty - electronic parts	1 year	
Warranty - Sensor	6 months	
Dimensions	40 x 200	
Weight	110 g	

Replacement electrode

880848

PH / MV / REDOX / CONDUCTIVITY / TDS / SALINITY / TEMPERATURE

pH / mV / Redox / Conductivity
/ TDS / Salinity / Temperature

**Main features:**

- pH range: -2 ... 16 pH. Resolution 0.01 pH
- 1 ... 3 calibration points, 5 stored technical buffers.
- mV function for testing pH electrodes
- Redox range: -1000 ... +1000 mV
- Redox calibration at one point, defined by the user
- Conductivity range: 0.01 μS ... 199.9 mS
- 1 ... 3 calibration points, 3 stored conductivity buffers
- Reference temperature 20/25 $^{\circ}\text{C}$, selectable

Technical data

pH - measuring range	- 2 ... 16	880838
Resolution	0,01	
Accuracy	$\pm 0,01$	
Calibration points	1 ... 3	
Automatic buffer detection	5 technical buffers (US standard)	
Display of the calibration points	Yes	
Stability display	Yes	
Alarm for electrode status	Yes	
mV Measuring range	-1000 mV ... +1000 mV	
Resolution	0,1 mV / 1 mV (automatic scaling)	
Redox - measuring range	-1000 mV ... +1000 mV	
Resolution	0,1 mV / 1 mV (automatic scaling)	
Calibration points	one, defined by the user	
Conductivity measuring range	0,01 μS ... 199,9 mS	
Resolution	automatic scaling	
Accuracy	$\pm 2\%$ Fullscale	
Calibration points	1 ... 3	
Automatic buffer detection	84 μS / 1413 μS / 12.88 mS	
Display of the calibration points	Yes	
TC Temperature coefficient	0,00 ... 4,00% / $^{\circ}\text{C}$	
TR Reference temperature	20 / 25 $^{\circ}\text{C}$	
TDS measuring range	0,01 ppm ... 199,9 ppt	
Resolution	automatic scaling	
TDS - Factor	0,40 ... 1,00	
Accuracy	$\pm 2\%$ Fullscale	
Salinity measuring range	0,01 mg/l ... 100,0 g/l	
Temperature measuring range	0 ... 60 $^{\circ}\text{C}$	
Resolution / Accuracy	0,1 $^{\circ}\text{C}$ / $\pm 0,2$ $^{\circ}\text{C}$	
Unit	$^{\circ}\text{C}$ / $^{\circ}\text{F}$	
Automatic switch off	After 8 minutes	
Display	3 colours, backlight, LCD	
IP protection	IP 67	
Power supply	2 x 1,5V Batteries AAA	
Battery lifetime	> 200 hours	
Guarantee - electronic parts	1 year	
Guarantee - Sensor	6 months	
Dimensions	40 x 200	
Weight	110 g	

Replacement electrode

880849

Pocket-Tester Advanced

REDOX / TEMPERATURE

Redox / Temperature



Main features:

- Redox range: -1000 ... +1900 mV
- Redox - Calibration at a point defined by the user
- Temperature range: 0 ... 60 °C
- Replaceable sensor

Technical Data

Redox measuring range	- 1000 mV ... + 1000 mV	880845
Resolution	0,1 mV / 1 mV (automatic scaling)	
Stability Display	Yes	
Temperature measuring range	0 ... 60 °C	
Resolution	0,1 °C / ± 0,2 °C	
Unit	°C / °F	
Automatic switch off	after 8 minutes	
Display	3 colours, backlight, LCD	
IP protection	IP 67	
Power supply	2 x 1,5 V Batteries AAA	
Batterie lifetime	> 200 hours	
Guarantee - electronic parts	1 year	
Guarantee - Sensor	6 months	
Dimensions	40 x 200	
Weight	110 g	

Replacement electrode


880854



Pocket-Tester Advanced

PH / REDOX / TEMPERATURE

pH / Redox / Temperature



Main features:

- pH - range: -2 ... 16 pH, Resolution 0,01 pH
- 1 ... 3 Calibration points, 5 saved technical buffers
- mV - Function for checking the pH electrode quality
- Redox range: -1000 ... +1900 mV
- Redox calibration at a point defined by the user

Technical data

pH – measuring range	- 2 ... 16	880844
Resolution	0,01	
Accuracy	± 0,01	
Calibration points	1 ... 3	
Automatic buffer detection	5 technical buffers (US standard)	
Display of the calibration points	Yes	
Stability display	Yes	
Alarm for elektrode status	Yes	
pH measuring range	- 1000 mV ... + 1000 mV	
Resolution	0,1 mV / 1 mV (automatic scaling)	
ORP measuring range	-1000 mV ... +1000 mV	880855
Resolution	0,1 mV / 1 mV (automatic scaling)	
Calibration points	one, defined by the user	
Temperature measuring range	0 ... 60 °C	
Resolution / Accuracy	0,1 °C / ± 0,2 °C	
Unit	°C / °F	
Automatic switch off	after 8 minutes	
Display	3 colours, backlight, LCD	
IP protection	IP 67	
Power supply	2 x 1.5 V batteries AAA	
Batterie lifetime	> 200 hours	
Guarantee – electronic parts	1 year	
Guarantee - Sensor	6 months	
Dimensions	40 x 200	
Weight	110 g	

Replacement electrode

Pocket Tester Advanced in case

Our handy pocket analysis case protects your handheld tester and also provides space for necessary calibration and buffer solutions. Solutions suitable for the tester, in the form of 25 ml bags or 70 ml vials, can be placed in the appropriate foam.



Advanced Conductivity/TDS/Salinity/Temperature. Pocket tester in a measuring case - multi-parameter hand tester		
1x conductivity calibration solution EC 12880 $\mu\text{S}/\text{cm}$, 25 ml bag, 1x conductivity calibration solution EC 1413 $\mu\text{S}/\text{cm}$, 25 ml bag		895590
1x conductivity calibration solution EC 12880 $\mu\text{S}/\text{cm}$ 70 ml bottle, 1x conductivity calibration solution EC 1413 $\mu\text{S}/\text{cm}$ 70 ml bottle		897000
Advanced pH/mV/conductivity/TDS/salts/temp. Pocket tester in a measuring case - multi-parameter hand tester		
1x pH 4.01 buffer solution, 25 ml bag, 1x pH 7.00 buffer solution, 25 ml bag, 1x EC 1413 $\mu\text{S}/\text{cm}$ conductivity calibration solution, 25 ml bag 1x storage solution 25 ml sachet		895648
1x pH 4.01 buffer solution, 70 ml bottle, 1x pH 7.00 buffer solution, 70 ml bottle, 1x conductivity calibration solution, EC 1413 $\mu\text{S}/\text{cm}$, 70 ml bottle, 1x storage solution 25 ml sachet		880947
Advanced pH/mV/Redox/conductivity/TDS/salinity/temperature. Pocket tester in a measuring case - multi-parameter tester		
1x pH 4.01 buffer solution, 25 ml bag, 1x pH 7.00 buffer solution, 25 ml bag, 1x EC 1413 $\mu\text{S}/\text{cm}$ conductivity calibration solution, 25 ml bag, 1x 475 mV redox solution, 70 ml bottle, 1x storage solution 25 ml sachet		8905647
1x pH 4.01 buffer solution, 25 ml bag, 1x pH 7.00 buffer solution, 70 ml bottle, 1x conductivity calibration solution EC 1413 $\mu\text{S}/\text{cm}$ 70 ml bottle, 1x 475 mV redox solution 70 ml bottle, 1x storage solution 25 ml sachet		897001
Advanced pH/mV/temp. food Pocket tester in a measuring case - food hand tester		
1x pH 4.01 buffer solution, 25 ml sachet, 1x pH 7.00 buffer solution, 25 ml sachet, 1x 25 ml storage solution sachet		895649
1x pH 4.01 buffer solution, 70 ml bottle, 1x pH 7.00 buffer solution, 70 ml bottle, 1x storage solution 70 ml bottle		897002
Advanced pH/mV/temp Pocket tester in measuring case - handheld tester for determining pH, mV and temperature		
1x pH 4.01 buffer solution, 25 ml sachet, 1x pH 7.00 buffer solution, 25 ml sachet, 1x 25 ml storage solution sachet		895646
1x pH 4.01 buffer solution, 70 ml bottle, 1x pH 7.00 buffer solution, 70 ml bottle, 1x storage solution 70 ml bottle		897003
Advanced pH/Redox/Temperature Pocket tester in measuring case - hand-held tester for determining the pH value / redox potential / temperature		
1x pH 4.01 buffer solution, 25 ml bag, 1x storage solution, 25 ml bag 1x 475 mV redox solution in 70 ml bottle		895591
1x pH 4.01 buffer solution, 70 ml bottle, 1x storage solution, 70 ml bottle 1x 475 mV redox solution in 70 ml bottle		897004
Advanced Redox/temp. Pocket tester in measuring case - hand-held redox and temperature tester		
1x pH 4.01 buffer solution, 25 ml bag, 1x storage solution, 25 ml bag 1x 475 mV redox solution in 70 ml bottle		895592
1x pH 4.01 buffer solution, 70 ml bottle, 1x storage solution, 70 ml bottle 1x 475 mV redox solution in 70 ml bottle		897005
Base conductivity/TDS Pocket tester in measuring case - hand-held conductivity tester		
1x conductivity calibration solution EC 12880 $\mu\text{S}/\text{cm}$, 25 ml bag, 1x conductivity calibration solution EC 1413 $\mu\text{S}/\text{cm}$, 25 ml bag		895645
1x conductivity calibration solution EC 12880 $\mu\text{S}/\text{cm}$ 70 ml bottle, 1x conductivity calibration solution EC 1413 $\mu\text{S}/\text{cm}$ 70 ml bottle		897006
Base pH Pocket tester in a measuring case - hand-held tester for determining the pH value		
1x pH 4.01 buffer solution, 25 ml sachet, 1x pH 7.00 buffer solution, 25 ml sachet, 1x 25 ml storage solution sachet		895644
1x pH 4.01 buffer solution 70ml bottle, 1x pH 7.00 buffer solution 70ml bottle, 1x storage solution 70ml bottle		897007

Notes: In addition to the pocket tester, each case contains: 2x batteries, 1x lanyard for the pocket tester and a pack of tissues.

Case of analysis boiler room

With the Heyl boiler house analysis case you have everything at hand that you need for your water analyses in the boiler house.

Contents:

Boiler house analysis case

Titration sets: 1 Duroval A, 1 Duroval B, 1 Duroval CPM

Testoval colour comparison kits:

- 1 sulphite, 1 phosphate test
- 1 pH tester pHep+
- 1x 20ml buffer solution pH 4.01 in a bag
- 2x 20ml buffer solution pH 7.01 in a bag
- 1x 20ml electrode cleaning solution in a bag 1
- Conductivity tester DiST 4
- 4x 20ml conductivity solution 12.880 $\mu\text{S}/\text{cm}$



Variante mit DiST3

851074

Variante mit DiST4

410320

Technical data for DIST3

Conductivity

Measuring range:	0,00 bis 2000 $\mu\text{S}/\text{cm}$
Resolution:	1 $\mu\text{S}/\text{cm}$
Accuracy:	$\pm 2\%$ of the measuring range
Calibration:	Automatic, one-point calibration at 1413 $\mu\text{S}/\text{cm}$
Calibration solution:	HI70030 1411 mS/cm

Temperature

Measuring range:	0,0 bis 50,0°C
Resolution:	0,1°C
Accuracy:	$\pm 0,5$

Additional parameters

Battery type:	CR2032 Li-Ion battery 3V, one piece
Battery life:	250 hours continuous use
Automatic switch-off:	After 8 or 60 minutes of non-use, or deactivated
Ambient condition:	0 to 50 °C; RH max. 100%
Dimensions/Weight:	160 x 40 x 17mm / 68g

Technical data for DIST4

Conductivity

Measuring range:	0,00 bis 20,00 mS/cm
Resolution:	0,01 mS/cm
Accuracy:	$\pm 2\%$ of the measuring range
Calibration:	Automatic, one-point calibration at 12,88 mS/cm
Calibration solution:	HI70030 12,88 mS/cm

Temperature

Measuring range:	0,0 bis 50,0°C
Resolution:	0,1°C
Accuracy:	$\pm 0,5$

Additional parameters

Battery type:	CR2032 Li-Ion battery 3V, one piece
Battery life:	250 hours continuous use
Automatic switch-off:	After 8 or 60 minutes of non-use, or deactivated
Ambient condition:	0 to 50 °C; RH max. 100%
Dimensions/Weight:	160 x 40 x 17mm / 68g

Technical data for pHep+

PH

Measuring range:	0,00 bis 14,00 pH
Resolution:	0,01 mS/cm
Accuracy:	$\pm 0,10$ pH
Calibration:	Automatic two-point calibration at pH 4,01 t; 7,01 oder 10,01

Temperature

Measuring range:	0,0 bis 50,0°C
Resolution:	0,1°C
Accuracy:	$\pm 0,5^\circ\text{C} / \pm 1,0^\circ\text{F}$

Additional parameters

Battery type:	CR2032 Li-Ion battery 3V, one piece
Battery life:	ca. 800 hours continuous use
Automatic switch-off:	After 8 or 60 minutes of non-use, or deactivated
Ambient condition:	0 bis 50 °C; RH max. 100%
Dimensions/Weight:	160 x 40 x 17mm / 65g without battery

COOLING WATER

Case of analysis cooling water

The practical analysis kit contains a complete manual laboratory for checking the cooling water in accordance with VDI guideline 2047 / sheet 2 in cooling towers.

880651

The conductivity meter and pH meter are IP65 certified, which means „dustproof and protected against water jets“ and have replaceable probes.



Content of the case

- Electronic pH meter with interchangeable probe for determining pH in the range of 0.0–14.0 with a resolution of 0.1 pH
- Buffer solution pH 4.01, +-1% @25°C, 5 sachets à 20ml
- Buffer solution pH 7.01, +-1% @25°C, 5 sachets à 20ml
- 1 measuring cup 50ml
- Duroval A complete with measuring tube, indicator, dosing pipette calibrated 0–30 °dH and 50 ml titration solution for approx. 100 analyses at measuring time: approx. 2 minutes
- Duroval C complete with measuring tube, indicator, dosing pipette calibrated 0–20 °dH and 50 ml titration solution for approx. 100 analyses at Measuring time: approx. 2 minutes

Case of analysis heating water

880553

The practical analysis kit contains a complete manual laboratory for checking the filling water of heating systems in accordance with VDI guideline 2035.

The conductivity meter and pH meter are IP65 certified, which means „dustproof and protected against water jets“ and have replaceable probes.



Content of case

- Electronic conductivity meter with interchangeable probe for determining conductivity in the range of 0-3999 $\mu\text{S}/\text{cm}$ with a resolution of 1 $\mu\text{S}/\text{cm}$ and the TDS value in the range of 0-2000PPM with a resolution of 1 PPM. Automatic temperature compensation 0-60°C. IP65
- Conductivity calibration solution EC 1413 $\mu\text{S}/\text{cm}$, +-1% @25°C, 5 sachets à 20ml
- Electronic pH meter with interchangeable probe for determining pH in the range of 0.0–14.0 with a resolution of 0.1 pH
- Buffer solution pH 4.01, +-1% @25°C, 5 sachets à 20ml
- Buffer solution pH 7.01, +-1% @25°C, 5 sachets à 20ml
- Buffer solution pH 10.01, +-1% @25°C, 5 sachets à 20ml
- 1 measuring cup 50ml
- Duroval A complete with measuring tube, indicator, dosing pipette calibrated 0–30 °dH and 50 ml titration solution for approx. 100 analyses at measuring time: approx. 2 minutes
- Duroval B complete with measuring tube, indicator, dosing pipette calibrated 0–2 °dH and 50 ml titration solution for approx. 100 analyses at Measuring time: approx. 2 minutes

	Device variant	Device version	Field of application/ function
LCD	Neomeris UV professional DVGW 1,3 LCD	<ul style="list-style-type: none"> Flow rate: 1,3 m³/h Power: 35 Watt Connection: incl. F-Clamp ISO DN20 W x H x D: 236 mm x 244 mm x 1050 mm 	DVGW certified device series for disinfection of drinking water up to 38 °C.
	Neomeris UV professional DVGW 2,8 LCD	<ul style="list-style-type: none"> Flow rate: 2,8 m³/h Power: 55 Watt Connection: incl. screw connection R1" AG W x H x D: 236 mm x 244 mm x 925 mm 	
	Neomeris UV professional DVGW 3,7 LCD	<ul style="list-style-type: none"> Flow rate: 3,7 m³/h Power: 80 Watt Connection: incl. screw connection R1 1/4" AG W x H x D: 261 mm x 269 mm x 533 mm 	
	Neomeris UV professional DVGW 10,2 LCD	<ul style="list-style-type: none"> Flow rate: 10,2 m³/h Power: 150 Watt Connection: incl. screw connection R1 1/2" AG W x H x D: 261 mm x 269 mm x 942 mm 	
	Neomeris UV professional DVGW 18,9 LCD	<ul style="list-style-type: none"> Flow rate: 18,9 m³/h Power: 230 Watt Connection: DN 65 W x H x D: 360 mm x 295 mm x 1198 mm 	
	Neomeris UV professional DVGW 26,3 LCD	<ul style="list-style-type: none"> Flow rate: 26,3 m³/h Power: 265 Watt Connection: DN 65 W x H x D: 369 mm x 339 mm x 1198 mm W x H x D: 369 mm x 339 mm x 1198 mm 	
HOT	Neomeris UV professional DVGW 3,5 HOT	<ul style="list-style-type: none"> Flow rate: 3,5 m³/h Power: 80 Watt Connection: incl. screw connection R1 1/4" AG W x H x D: 261 mm x 269 mm x 533 mm 	DVGW certified device series with touch screen display for disinfection of drinking water up to 38 °C.
	Neomeris UV professional DVGW 9,5 HOT	<ul style="list-style-type: none"> Flow rate: 9,5 m³/h Power: 150 Watt Connection: incl. screw connection R1 1/2" AG W x H x D: 261 mm x 269 mm x 942 mm 	
	Neomeris UV professional DVGW 17,6 HOT	<ul style="list-style-type: none"> Flow rate: 17,6 m³/h Power: 230 Watt Connection: DN 65 W x H x D: 360 mm x 295 mm x 1198 mm 	
	Neomeris UV professional DVGW 24,0 HOT	<ul style="list-style-type: none"> Flow rate: 24,0 m³/h Power: 265 Watt Connection: DN 65 W x H x D: 369 mm x 339 mm x 1198 mm 	

UV professional DVGW LCD

DISINFECTION OF DRINKING WATER UP TO 38 °C

Irradiation chamber made of stainless steel 1.4404 electropolished. Stainless steel sampling tap flammable at inlet and outlet, built-in measuring window according to DVGW W-924 with selective UV-C sensor in the wave range of 254 nm according to DVGW W-294 or Ö-Norm 5873-1. Venting and draining plug, built-in water guide disc to divert the flow of water and a UV-C low-pressure emitter built into high-quality quartz jacket tube.

Electronic monitoring device with illuminated LCD display of UV-C intensity in W7m2. Operating hours, number of switch-ons and power failures, rolling display of optionally measured temperature and flow rate. Signal LED's for indication of „operation“, „cleaning“ and „malfunction“, potential free signal contacts for pre-alarm and malfunction 4-20 mA. Signal output proportional to UV-C intensity, external enable on/off, relay output for control of a discard valve depending on water temperature (cooling).



Neomeris UVprofessional DVGW 1,3 LCD	Flow rate: to 1.3 m3/h; Power: 35 Watt; Connection: F-Clamp ISO DN20; Dimensions (B x T x H): 76,1 mm x 99 mm x 1050 mm	880631
Neomeris UVprofessional DVGW 2,8 LCD	Flow rate: to 2.8 m3/h; Power: 55 Watt; Connection: incl. screw connection: R 1" AG; Dimensions (B x T x H): 236 mm x 244 mm x 925 mm	880480
Neomeris UVprofessional DVGW 3,7 LCD	Flow rate: to 3.7 m3/h; Power: 80 Watt; Connection: incl. screw connection: R 1 ¼" AG; Dimensions (B x T x H): 261 mm x 269 mm x 533 mm	880482
Neomeris UVprofessional DVGW 10,2 LCD	Flow rate: to 10.2 m3/h; Power: 150 Watt; Connection: incl. screw connection: R 1 ½" AG; Dimensions (B x T x H): 261 mm x 269 mm x 942 mm	880485
Neomeris UVprofessional DVGW 18,9 LCD	Flow rate: to 18.9 m3/h; Power: 230 Watt; Connection: DN 65; Dimensions: (B x T x H): 360 mm x 295 mm x 1.198 mm	880488
Neomeris UVprofessional DVGW 26,3 LCD	Flow rate: to 26.3 m3/h; Power: 265 Watt; Connection: DN 80; Dimensions: (B x T x H): 369 mm x 339 mm x 1.198 mm	880491

Flow rate applies to water with a UV transmission of 90% / 1cm and 400 J/m² UV exposure.

Replacement spotlight		
35 W UV - spotlight	Low pressure radiator for Neomeris UVprofessional DVGW 1,3	880637
55 W UV - spotlight	Low pressure radiator for Neomeris UVprofessional DVGW 2,8	880451
80 W UV - spotlight	Multitherm low pressure radiator for Neomeris UVprofessional DVGW 3,7	880051
150 W UV - spotlight	Multitherm low pressure radiator for Neomeris UVprofessional DVGW 10,2	880452
230 W UV - spotlight	Multitherm low pressure radiator for Neomeris UVprofessional DVGW 18,9	880453
265 W UV - spotlight	Multitherm low pressure radiator for Neomeris UVprofessional DVGW 18,9	880278



Irradiation chamber made of stainless steel 1.4404 electropolished with sampling tap made of stainless steel, flammable at inlet and outlet, built-in measuring window according to DVGW W-294 with screwed-on standardized selective UV-C sensor in the wave range of 254 nm according to DVGW W-294 or Ö-Norm 5873-1, venting and draining plug, built-in water guide disc to divert the flow of water, UV-C low-pressure emitter built into high-quality quartz jacket tube F240.

Electronic monitoring device with illuminated LCD display of UV-C intensity in W/m², operating hours, number of switch-ons and power failures, rolling display of optionally measured temperature and flow rate. Signal LEDs for indication of „operation“, „cleaning“ and „malfunction“ as well as on/off push button. Potential free signal contacts for pre-alarm and malfunction, 4-20 mA signal output proportional to UV-C intensity, ext. enable on/off, relay output to control a discard valve depending on water temperature (cooling).

Neomeris UVprofessional DVGW 3,5 HOT

Flow rate: 3.5 m³/h; Power: 80 Watt; Connection: incl. screw connection: R 1 ¼“ AG; Dimensions (B x T x H): 261 mm x 269 mm x 533 mm **880484**

Neomeris UVprofessional DVGW 9,5 HOT

Flow rate: to 9.5 m³/h; Power: 150 Watt; Connection: incl. screw connection: R 1 ½“ AG; Dimensions (B x T x H): 261 mm x 269 mm x 942 mm **880487**

Neomeris UVprofessional DVGW 10,2 LCD

Flow rate: to 17.6 m³/h; Power: 230 Watt; Connection: DN 65; Dimensions: (B x T x H): 360 mm x 295 mm x 1198 mm **880490**

Neomeris UVprofessional DVGW 18,9 LCD

Flow rate: to 24,0 m³/h; Power: 265 Watt; Connection: DN 80; Dimensions: (B x T x H): 369 mm x 339 mm x 1198 mm **880493**

Flow rate applies to water with a UV transmission of 90% / 1cm and 400 J/m² UV exposure.

Replacement spotlight

80 W UV - spotlight	Multitherm low pressure radiator for Neomeris UVprofessional DVGW 3,5 HOT	880051
150 W UV - spotlight	Multitherm low pressure radiator for Neomeris UVprofessional DVGW 9,5 HOT	880452
230 W UV - spotlight	Multitherm low pressure radiator for Neomeris UVprofessional DVGW 17,6 HOT	880453
265 W UV - spotlight	Multitherm low pressure radiator for Neomeris UVprofessional DVGW 24 HOT	880278

DISINFECTION OF PROCESS, DRINKING AND ULTRAPURE WATER

The Neomeris UV professional standard series consists of: Stainless steel reactor (1.4571 DIN EN 10217-7, outside electropolished) with conical external threads according to DIN 10241:2000, quartz dip tube and UV low pressure lamp and an electronic ballast in a plastic housing with on/off switch and plug (230 VAC), without UV monitoring.

Standard 0,1	Flow rate: 100 l/h; radiator power: 6 W; connection: R ½“; Outer dimension flange to flange: 110 mm; Reactor length: 390 mm	891040
Standard 0,35	Flow rate: 350 l/h; radiator power: 8 W; connection: R ½“; Outer dimension flange to flange: 120 mm; Reactor length: 480 mm	891041
Standard 0,5	Flow rate: 500 l/h; radiator power: 11 W; connection: R ½“; Outer dimension flange to flange: 120 mm; Reactor length: 390 mm	891042
Standard 0,85	Flow rate: 850 l/h; radiator power: 16 W; connection: R ½“; Outer dimension flange to flange: 120 mm; Reactor length: 480 mm	891043



The Neomeris UV professional standard series consists of: Stainless steel reactor (1.4571 DIN EN 10217-7, externally electropolished), with conical external threads according to DIN 10241:2000 for single-radiator systems and with flanged connections according to DIN 2642 for multi-radiator systems, quartz dip tube and UV low-pressure radiator. Electronic ballast for single-radiator systems in plastic housing and for multiple-radiator systems in sheet steel housing (dimensions on request) with function display, operating hours counter and manual/auto switch (230 VAC, optionally 400 VAC) incl. UV monitoring system, remote control input, time relay as well as signaloutputs.

Standard 2	Flow rate: 2 m³/h; radiator power: 25 W; connection: R ¾“; Outer dimension flange to flange: 160 mm; Reactor length: 600 mm (variant without UV monitoring 891045)	891044
Standard 3	Flow rate: 3 m³/h; radiator power: 36 W; connection: R 1“; outer dimension flange to flange: 170 mm; reactor length: 1000 mm (variant without UV monitoring 891047)	891046
Standard 4	Flow rate: 4 m³/h; radiator power: 64 W; connection: R 1“; outer dimension flange to flange: 170 mm; reactor length: 1000 mm (variant without UV monitoring 891049)	891048

Standard 5	Flow rate: 5 m ³ /h; radiator power: 80 W; connection: R 1 ½"; outer dimension flange to flange: 210 mm; reactor length: 1000 mm (variant without UV monitoring 891051)	891050
Standard 6,9	Flow rate: 6.9 m ³ /h; radiator power: 120 W; connection: R 1 ½"; outer dimension flange to flange: 210 mm; reactor length: 1000 mm (variant without UV monitoring 891053)	891052
Standard 14	Flow rate: 14 m ³ /h; radiator power: 200 W; connection: R 2"; outer dimension flange to flange: 210 mm; reactor length: 1350 mm (variant without UV monitoring 891055)	891054
Standard 18	Flow rate: 18.0 m ³ /h; radiator power: 320 W; connection: R 2"; outer dimension flange to flange: 210 mm; reactor length: 1650 mm (variant without UV monitoring 891057)	891056
Standard 20	Flow rate: 20 m ³ /h; radiator power: 3x 64 W; connection: DN 80; outer dimension flange to flange: 370 mm; reactor length: 1000 mm (variant without UV monitoring 891059)	891058
Standard 25	Flow rate: 25 m ³ /h; radiator power: 3x 80 W; connection: DN 80; outer dimension flange to flange: 370 mm; reactor length: 1000 mm (variant without UV monitoring 891061)	891060
Standard 30	Flow rate: 30 m ³ /h; Lamp power: 3x 120 W; connection: DN 80; outer dimension flange to flange: 370 mm; reactor length: 1000 mm (variant without UV monitoring 891063)	891062
Standard 45	Flow rate: 45 m ³ /h; Lamp power: 4x 120 W; connection: DN 100; outer dimension flange to flange: 370 mm; reactor length: 1000 mm (variant without UV monitoring 891065)	891064
Standard 75	Flow rate: 75 m ³ /h; Lamp power: 5x 120 W; Connection: DN 150; outer dimension flange to flange: 470 mm; reactor length: 1000 mm (variant without UV monitoring 891067)	891066
Standard 145	Flow rate: 145 m ³ /h; Lamp power: 5x 200 W; Connection: DN 200; outer dimension flange to flange: 490 mm; reactor length: 1350 mm (variant without UV monitoring 891069)	891068

Flow rate applies to water with a UV transmission of 98% / 1cm and 400 J/m² UV exposure.
UV systems for higher flow rates, as well as temperature monitoring available on request.

UV treatment does not introduce unwanted by-products into the water that can cause possible side effects and irritation. UV treatment provides complementary protection against chlorine-resistant organisms and to reduce algae formation without endangering the animal and plant population. UV disinfection prevents bacteria from aerosols from being inhaled.

Stainless steel reactor (1.4571 DIN EN 10217-7, outside electropolished) with conical external threads according to DIN 10241:2000, quartz immersion tube and UV low pressure lamp, electronic ballast in plastic housing with on/off switch, operating hours counter and plug (230 VAC), without UV monitoring.

**UV Professional Pool
 Low pressure systems**



Basin content:	-50 m ³	891170
Flow:	15 m ³ /h at 250 J/m ² ; 5 m ³ at 400 J/m ²	
UV lamps:	1x80 Watt, connection: 2" AG	

POOL NS 15


Basin content:	-75 m ³	891171
Flow:	25 m ³ /h at 250 J/m ² ; 10 m ³ at 400 J/m ²	
UV lamps:	1x125 Watt, connection: 2" AG	

POOL NS 25

Optional:

- Version with UV monitoring
- Version with remote control input
- Version with time relay output 230 VAC, 6A

UV Professional Pool Medium pressure systems



Stainless steel reactor (1.4571 DIN EN 10217-7, outside electropolished) with flange connections according to DIN 2642, quartz dip tube and UV medium pressure lamp, electronic ballast in sheet steel housing with multifunctional UV monitor with color backlight, operating hours counter, manual/auto switch, power supply (3L, N, PE, 380/400V +/- 10%, 50-60 Hz) incl. UV monitoring system (ÖVGW / DVGW sensor), remote control input, temperature monitoring and signal outputs.

POOL MS 14

Flow:	14 m ³ /h at 600 J/m ²	891165
UV lamps:	1x650 Watt, connection: DN 65, PN 10	

POOL MS 24

Flow:	24 m ³ /h at 600 J/m ²	891166
UV lamps:	1x1000 Watt, connection: DN 65, PN 10	

POOL MS 42

Flow:	42 m ³ /h at 600 J/m ²	891167
UV lamps:	1x2000 Watt, connection: DN 65, PN 10	

POOL MS 131

Flow:	131 m ³ /h at 600 J/m ²	891168
UV lamps:	1x3000 Watt, connection: DN 65, PN 10	

POOL MS 247

Flow:	247 m ³ /h at 600 J/m ²	891169
UV lamps:	1x5000 Watt, connection: DN 65, PN 10	

DISINFECTION OF PROCESS AND ULTRAPURE WATER

The Neomeris UV professional standard series is used in the food and beverage industry and consists of:
 Stainless steel reactor (1.4571 DIN EN 10217-7), electropolished inside and outside, with TriClamp connections according to DIN 32676 (others on request), quartz immersion tube and UV low pressure lamp, temperature monitoring for multiple lamp systems.
 Electronic ballast in stainless steel housing (1.4301, dimensions on request) with function display, remote on/off switching, operating hours counter, pulse counter and manual/auto switch (230 VAC, optionally 400 VAC) incl. ÖNORM UV monitoring system.

Food 0,7	Flow rate: 0.7 m ³ /h; Radiator power: 25 W; Connection: TC DN 20; Outer dimension flange to flange: 200 mm; Reactor length: 600 mm	891075
Food 1,8	Flow rate: 1.8 m ³ /h; Radiator power: 36 W; Connection: TC DN 40; Outer dimension flange to flange: 200 mm; Reactor length: 1050 mm	891076
Food 2,2	Flow rate: 2.2 m ³ /h; Radiator power: 64 W; Connection: TC DN 40; Outer dimension flange to flange: 200 mm; Reactor length: 1050 mm	891077
Food 3,9	Flow rate: 3.9 m ³ /h; Radiator power: 120 W; Connection: TC DN 40; Outer dimension flange to flange: 200 mm; Reactor length: 1050 mm	891078
Food 6,2	Flow rate: 6.2 m ³ /h; Radiator power: 200 W; Connection: TC DN 40; Outer dimension flange to flange: 200 mm; Reactor length: 1350 mm	891079
Food 9,4	Flow rate: 9.4 m ³ /h; Radiator power: 320 W; Connection: TC DN 50; Outer dimension flange to flange: 250 mm; Reactor length: 1700 mm	891080
Food 16,5	Flow rate: 16.5 m ³ /h; Radiator power: 320 W; Connection: TC DN 65; Outer dimension flange to flange: 250 mm; Reactor length: 1700 mm	891081
Food 22,8	Flow rate: 22.8 m ³ /h; Radiator power: 320 W; Connection: TC DN 80; Outer dimension flange to flange: 370 mm; Reactor length: 1700 mm	891082
Food 28,5	Flow rate: 28.5 m ³ /h; Radiator power: 4x 120 W; Connection: TC DN 80; Outer dimension flange to flange: 370 mm; Reactor length: 1050 mm	891083

Flow rate applies to water with a UV transmission of 98% / 1cm and 400 J/m² UV exposure.
UV systems for higher flow rates, as well as temperature monitoring available on request.



The Neomeris UV professional Pharma series is used in the pharmaceutical and cosmetics industry and consists of:

Stainless steel reactor (1.4404 according to DIN EN 10537; optionally 1.4435), exterior and interior inside electropolished, parts in contact with product electrolytically polished ($R_a < 0.8\mu\text{m}$; 0.4-0.8 μm optional) with TriC-lamp connections acc. to DIN 32676 (others on request), quartz dip tube and UV low-pressure emitter; reactor can be emptied of residues, temperature monitoring for multi-emitter systems. Electronic ballast in stainless steel housing (1.4301, dimensions on request) with function display, remote on/off switching, operating hours counter, pulse counter and manual/auto switch (230 VAC, optionally 400 VAC) incl. ÖNORM UV monitoring system.

Pharma 0,5	Flow rate: 0.5 m ³ /h; Radiator power: 25 W; Connection: TC DN 25; Outer dimension flange to flange: 140 mm; Reactor length: 600 mm	890916
Pharma 1	Flow rate: 1.0 m ³ /h; Radiator power: 36 W; Connection: TC DN 25; Outer dimension flange to flange: 155 mm; Reactor length: 1000 mm	890918
Pharma 2	Flow rate: 2.0 m ³ /h; Radiator power: 80 W; Connection: TC DN 25; Outer dimension flange to flange: 155 mm; Reactor length: 1000 mm	890948
Pharma 2,6	Flow rate: 2.6 m ³ /h; Radiator power: 130 W; Connection: TC DN 25; Outer dimension flange to flange: 155 mm; Reactor length: 1000 mm	890900
Pharma 4,6	Flow rate: 4.6 m ³ /h; Radiator power: 200 W; Connection: TC DN 40; Outer dimension flange to flange: 180 mm; Reactor length: 1300 mm	890902
Pharma 8,5	Flow rate: 8.5 m ³ /h; Radiator power: 320 W; Connection: TC DN 50; Outer dimension flange to flange: 180 mm; Reactor length: 1700 mm	890904
Pharma 15,5	Flow rate: 15.5 m ³ /h; Radiator power: 320 W; Connection: TC DN 60; Outer dimension flange to flange: 190 mm; Reactor length: 1700 mm	890914
Pharma 21,4	Flow rate: 21,4 m ³ /h; radiator power: 3x 200 W; connection: TC DN 65; outer dimension flange to flange: 270 mm; reactor length: 1300 mm	890906
Pharma 28,5	Flow rate: 28.5 m ³ /h; Radiator power: 4x 200 W; Connection: TC DN 80; Outer dimension flange to flange: 270 mm; Reactor length: 1300 mm	890908
Pharma 46,3	Flow rate: 46.3 m ³ /h; Radiator power: 5x 200 W; Connection: TC DN 100; Outer dimension flange to flange: 320 mm; Reactor length: 1300 mm	890910
Pharma 49,2	Flow rate: 49.2 m ³ /h; Radiator power: 320 W; Connection: TC DN 100; Outer dimension flange to flange: 355 mm; Reactor length: 1700 mm	890912

Flow rate applies to water with a UV transmission of 98% / 1cm and 1200 J/m² UV exposure.

UV systems for higher flow rates, as well as radiation doses and without UV monitoring available on request.

Replacement lamp UV professional Standard & Food

6 W UV - Radiator	Low pressure lamp 6 W for UVprofessional Standard 0.1	891100
8 W UV - Radiator	Low pressure lamp 8 W for UVprofessional Standard 0.35	891101
11 W UV - Radiator	Low pressure lamp 11 W for UVprofessional Standard 0.5	891102
16 W UV - Radiator	Low pressure lamp 16 W for UVprofessional Standard 0.85	891103
25 W UV - Radiator	Low pressure lamp 25 W for UVprofessional Standard 2 and UVprofessional Food 0.7	891104
36 W UV - Radiator	Low pressure lamp 25 W for UVprofessional Standard 2 and UVprofessional Food 0.7	891105
64 W UV - Radiator	Low pressure lamp 25 W for UVprofessional Standard 2 and UVprofessional Food 0.7	891106
80 W UV - Radiator	Low pressure lamp 80 W for UVprofessional Standard 5 / 25	891107
120 W UV - Radiator	Low pressure lamp 120 W for UVprofessional Standard 6.9 / 30 / 45 / 75 and UVprofessional Food 3.9 / 28.5	891108
200 W UV - Radiator	Low pressure lamp 200 W for UVprofessional Standard 14 / 145 and UVprofessional Food 6.2	891109
320 W UV - Radiator	Low pressure lamp 320 W for UVprofessional Standard 18 and UVprofessional Food 9.4 / 16.5 / 22.8	891110

Replacement lamp UV professional Pharma

25 W UV - Radiator	Low pressure lamp 25 W for UVprofessional Pharma 0.5	890952
36 W UV - Radiator	Low pressure lamp 25 W for UVprofessional Pharma 0.5	890953
80 W UV - Radiator	Low pressure lamp 80 W for UVprofessional Pharma 2	890954
130 W UV - Radiator	Low pressure lamp 130 W for UVprofessional Pharma 2.6	890955
200 W UV - Radiator	Low pressure lamp 200 W for UVprofessional Pharma 4,6 / 21,4 / 28,5 / 46,3	890956
320 W UV - Radiator	Low pressure lamp 320 W for UVprofessional Pharma 8.5 / 15.5 / 49.2	890957

TOC REDUCTION IN ULTRAPURE WATER SYSTEMS



Stainless steel reactor (1.4571 DIN EN 10217-7; optionally 1.4404) inside and outside electropolished with thread or flange connection according to DIN 2576, SUPRASIL quartz immersion tube and UV low-pressure radiator (ozone-forming).

Electronic ballast for single-radiator systems in plastic housing and for multi-radiator systems in sheet steel housing (dimensions on request) with function display, operating hours counter and manual/auto switch (230 VAC, optionally 400 VAC) incl. UV monitoring system.

TOC 0,05	Flow rate: 0.05 m ³ /h; radiator power: 11 W; connection: 1/2" or DN15; outer dimension flange to flange: 115 mm; reactor length: 410 mm	890925
TOC 0,35	Flow rate: 0.35 m ³ /h; radiator power: 25 W; connection: 3/4" or DN20; outer dimension flange to flange: 170 mm; reactor length: 600 mm	890926
TOC 2,3	Flow rate: 2.3 m ³ /h; Radiator power: 120 W; Connection: 1" or DN25; Outer dimension flange to flange: 170 mm; Reactor length: 1000 mm	890927
TOC 3,1	Flow rate: 3.1 m ³ /h; Radiator power: 200 W; Connection: 2" or DN50; Outer dimension flange to flange: 210 mm; Reactor length: 1250 mm	890928
TOC 5,5	Flow rate: 5.5 m ³ /h; radiator power: 320 W; connection: 2" or DN50; outer dimension flange to flange: 210 mm; reactor length: 1650 mm	890929
TOC 8	Flow rate: 8 m ³ /h; Radiator power: 3x 200 W; Connection: DN 50; Outer dimension flange to flange: 370 mm; Reactor length: 1350 mm	890930
TOC 10	Flow rate: 10 m ³ /h; Radiator power: 4x 200 W; Connection: DN 65; Outer dimension flange to flange: 370 mm; Reactor length: 1350 mm	890931
TOC 14	Flow rate: 14 m ³ /h; Radiator power: 5x 200 W; Connection: DN 80; Outer dimension flange to flange: 450 mm; Reactor length: 1350 mm	890932
TOC 18	Flow rate: 18 m ³ /h; radiator power: 7x 200 W; connection: DN 80; outer dimension flange to flange: 450 mm; reactor length: 1350 mm	890933

TOC REDUCTION IN ULTRAPURE WATER SYSTEMS

TOC 24	Flow rate: 24 m ³ /h; radiator power: 9x 200 W; connection: DN 80; outer dimension flange to flange: 450 mm; reactor length: 1350 mm	890934
TOC 28	Flow rate: 28 m ³ /h; radiator power: 7x 320 W; connection: DN 100; outer dimension flange to flange: 490 mm; reactor length: 1700 mm	890935
TOC 32	Flow rate: 32 m ³ /h; radiator power: 9x 320 W; connection: DN 150; outer dimension flange to flange: 590 mm; reactor length: 1700 mm	890936

Flow rate value applies to water with a UV transmission of 98% / 1cm and 1600 J/m² UV irradiation.

UV systems for higher flow rates, as well as radiation doses and without UV monitoring available on request.

Replacement lamp UVprofessional TOC (ozone-forming)

11 W - TOC UV - Radiator	SUPRASIL low pressure lamp 11 W for UVprofessional TOC 0.05	890985
25 W - TOC UV - Radiator	SUPRASIL low pressure lamp 25 W for UVprofessional TOC 0.35	890986
120 W - TOC UV - Radiator	SUPRASIL low pressure lamp 120 W for UVprofessional TOC 2,3	890987
200 W - TOC UV - Radiator	SUPRASIL low pressure lamp 200 W for UVprofessional TOC 3.1/8/10/14/18/24	890988
320 W - TOC UV - Radiator	SUPRASIL low pressure lamp 320 W for UVprofessional TOC 5.5 / 28 / 32	890989

OVERVIEW GENERATORS FOR LABORATORY, INDUSTRY AND WATER TREATMENT

	Device version	Application area
LAB 2B	<ul style="list-style-type: none"> Nom. Ozone output: 10 g/h from oxygen Operating gas flow: 2-5 l/min oxygen Ozone Operating pressure: vacuum or pressure Electrical power: 105 W Gas connections: PVDF fittings for 8 mm hose 230 VAC, 50-60 Hz L x W x H: 350 mm x 300 mm x 160 mm 	Laboratory applications in research and development
TOG C2	<ul style="list-style-type: none"> Nom. Ozone output: 10 g/h from oxygen Operating gas flow: 2-5 l/min oxygen Ozone Operating pressure: Vacuum or pressure Electrical power: 135 W at 230 VAC, 50-60 Hz Gas connections: PVDF fittings for 8 mm hose L x W x H: 350 mm x 300 mm x 160 mm 	Industrial applications and Water treatment
CFS-1	<ul style="list-style-type: none"> Nom. Ozone output: 55 g/h from oxygen Nom. Operating gas flow: 0.39 m³/h of oxygen Nom. Ozone concentration: 10 wt.% in oxygen Ozone operating pressure: 0.7 bar g at oxygen Electrical power: 760 W at 230 VAC, 50-60 Hz Gas connections: 10 x 1 mm SERTO fittings L x W x H: 720 mm x 370 mm x 800 mm 	
CFS-3	<ul style="list-style-type: none"> Nom. Ozone output: 166 g/h from oxygen Nom. Operating gas flow: 1.15 m³/h of oxygen Nom. Ozone concentration: 10 wt.% in oxygen Ozone operating pressure: 0.7 bar g at oxygen Electrical power: 2140 W at 230 VAC, 50-60 Hz Gas connections: 10 x 1 mm SERTO fittings L x W x H: 720 mm x 370 mm x 800 mm 	
CFS-7	<ul style="list-style-type: none"> Nom. Ozone output: 376 g/h from oxygen Nom. Operating gas flow: 2.61 m³/h of oxygen Nom. Ozone concentration: 10 wt.% in oxygen Ozone Operating pressure: 1.0 bar g for oxygen Electrical power: 4460 W at 3 x 400 VAC, 50-60 Hz Gas connections: 12 x 1 mm SERTO fittings L x W x H: 1000 mm x 450 mm x 800 mm 	Industrial applications and Water treatment
CFS-14	<ul style="list-style-type: none"> Nom. Ozone output: 751 g/h from oxygen Nom. Operating gas flow: 5.22 m³/h of oxygen Nom. Ozone concentration: 10 wt.% in oxygen Ozone operating pressure: 1.0 bar g for oxygen Electrical power: 8660 W at 3 x 400 VAC, 50-60 Hz Gas connections: 18 mm AD SERTO fittings L x W x H: 1300 mm x 670 mm x 1450 mm 	
CFS-28	<ul style="list-style-type: none"> Nom. Ozone output: 1502 g/h from oxygen Nom. Operating gas flow: 10.44 m³/h of oxygen Nom. Ozone concentration: 10 wt.% in oxygen Ozone operating pressure: 1.5 bar g for oxygen Electrical power: 17,200 W at 3 x 400 VAC, 50-60 Hz Gas connections: 18 mm SERTO fittings L x W x H: 1302 mm x 872 mm x 1450 mm 	

LABORATORY, INDUSTRY AND WATER TREATMENT

LAB 2B

Laboratory ozone generator **LAB 2B** for laboratory applications **850410**
 in research and development.

Air-cooled generator in table-top housing for oxygen or air as operating gas according to the „silent electrical discharge“ method.

Consisting of the following components:

Ozone generation module made of stainless steel and ceramic dielectric; high voltage transformer, medium frequency inverter electronics; control and indication instruments: ON/OFF switch; ozone ON lamp; error lamp, adjustment knob for variable ozone production between 10-100%, flow meter for operating gas.



Technical data:

Nom. Ozone output:	10 g/h from oxygen or approx. 4 g/h from dried air (dew point -60 °C)
Operating gas flow:	2-5 l/min oxygen or 4-10 l/min air
Ozone Operating pressure:	Vacuum or pressure (max. 0.7 bar)
Electrical power:	105 W
Gas connections:	PVDF fittings for 8 mm hose
Mains supply:	230 VAC, 50–60 Hz
Dimensions (LxWxH):	350 mm x 300 mm x 160 mm

TOG C2

Ozone generator **TOG C2** for industrial applications and **850420**
 water treatment.

Air-cooled generator in stainless steel wall-mounted housing (IP 42) for oxygen, dried air or ambient air as operating gas according to the „silent electrical discharge“ process.

Consisting of the following components:

Ozone generation module made of stainless steel and ceramic dielectric; high voltage transformer, medium frequency inverter electronics; control and indication instruments: ON/OFF switch; ozone ON lamp; error lamp; adjustment knob for variable ozone production between 10-100%; flow meter for operating gas.



Technical data:

Nom. Ozone output:	10 g/h from oxygen 4 g/h from dried air (dew point: -60 °C) 2 g/h from ambient air
Operating gas flow:	2-5 l/min oxygen or 4-10 l/min air
Ozone Operating pressure:	Vacuum or pressure (max. 0.7 bar)
Electrical power:	135 W
Gas connections:	PVDF fittings for 8 mm hose
Mains supply:	230 VAC, 50–60 Hz
Dimensions (LxWxH):	330 mm x 150 mm x 250 mm

OVERVIEW OF GENERATORS FOR LABORATORY, INDUSTRY AND WATER TREATMENT

CFS ozone generators for industrial applications and water treatment; Water-cooled generator in compact sheet steel housing (IP 42) for oxygen or dried air as operating gas according to the „silent electrical discharge“ method.



Consisting of the following components:

- Ozone generation module made of stainless steel and ceramic dielectric; IGBT power supply with high-voltage transformer and medium-frequency converter electronics
- Control and display instruments: flow meter with adjusting valve for operating gas; pressure regulating valve with operating pressure indicator; Membrane keypad for ozone production volume setting (10-100% power control) and operation control with display for electrical power, operating hours, operating mode and fault
- Potential-free outputs: remote ON/OFF, open gas valves and alarms
- External setpoint: 4–20 mA

850460

CFS-1

Technical data:

Nom. ozone output	55 g/h from oxygen 37 g/h from dried air (dew point: -65 °C)
Operating gas flow	0.39 m3/h oxygen or 0.96 m3/h air
Ozone concentration	10 Gew. % in oxygen and 3 wt. % in air
Ozone operating pressure	0.7 bar g for oxygen and 2.0 bar g for air
Cooling water	90 l/h, drinking water quality
Gas connection	10 x 1 mm SERTO Fittings
Cooling water connection	12 x 1 mm SERTO Fittings
Electrical connection	760 W at 230 VAC, 50-60 Hz
Dimensions (LxWxH)	350 mm x 300 mm x 160 mm
Weight	70 kg

850450

CFS-3

Technical data:

Nom. ozone output	166 g/h from oxygen 112 g/h from dried air (dew point: -65 °C)
Operating gas flow	1.15 m3/h oxygen or 2.89 m3/h air
Ozone concentration	10 Gew. % in oxygen and 3 wt. % in air
Ozone operating pressure	0.7 bar g for oxygen and 2.0 bar g for air
Cooling water	270 l/h, drinking water quality
Gas connection	10 x 1 mm SERTO Fittings
Cooling water connection	12 x 1 mm SERTO Fittings
Electrical connection	2140 W at 230 VAC, 50–60 Hz
Dimensions (L x W x H)	720 mm x 370 mm x 800 mm
Weight	85 kg

**OVERVIEW GENERATORS FOR LABORATORY,
INDUSTRIAL AND WATER TREATMENT**

850440

CFS-7

Technical data:	
Nom. Ozone output:	376 g/h from oxygen 262 g/h from dried air (dew point: -65°C)
Operating gas flow:	2,61 m ³ /h oxygen resp. 6,74 m ³ /h air
Ozone concentrations:	10 Gew. % in oxygen and 3 Gew. % in air
Ozone Operating pressure:	1.0 bar g for oxygen or 2.0 bar g for air
Cooling water:	560 l/h, Drinking water quality
Gas connection:	12 x 1 mm SERTO Fittings
Cooling water connection:	15 x 1 mm SERTO Fittings
Electrical connection:	4460 W at 3 x 400 VAC, 50–60 Hz
Dimensions (LxWxH):	1000 mm x 450 mm x 800 mm
Weight:	200 kg

880313

CFS-14

Technical data:	
Nom. Ozone output:	751 g/h from oxygen 523 g/h from dried air (dew point: -65 °C)
Operating gas flow:	5,22 m ³ /h oxygen resp. 13,49 m ³ /h air
Ozone concentrations:	10 Gew. % in oxygen and 3 Gew. % in air
Ozone Operating pressure:	1.0 bar g for oxygen or 2.0 bar g for air
Cooling water:	1100 l/h, Drinking water quality
Gas connection:	18 mm AD SERTO Fittings
Cooling water connection:	18 mm AD SERTO Fittings
Electrical connection:	8600 W at 3 x 400 VAC, 50–60 Hz
Dimensions (LxWxH):	1300 mm x 670 mm x 1450 mm
Weight:	420 kg

880634

CFS-28

Technical data:	
Nom. Ozone output:	1502 g/h from oxygen 1046 g/h from dried air (dew point: -65 °C)
Operating gas flow:	10,44 m ³ /h oxygen resp. 26,98 m ³ /h air
Ozone concentrations:	10 Gew. % in oxygen and 3 Gew. % in air
Ozone Operating pressure:	1.0 bar g for oxygen or 2.0 bar g for air
Cooling water:	2200 l/h, Drinking water quality
Gas connection:	18 mm AD SERTO Fittings
Cooling water connection:	28 mm AD SERTO Fittings
Electrical connection:	17200 W at 3 x 400 VAC, 50–60 Hz
Dimensions (LxWxH):	1302 mm x 872 mm x 1450 mm
Weight:	664 kg

Plants with higher ozone output on request.

OVERVIEW GENERATORS FOR WATER TREATMENT AND ULTRA PURE WATER DISINFECTION

	Device variant	Device version	Application area	
TOG C	TOGC8 X-P	<ul style="list-style-type: none"> Ozone production: 8 g/h Energy consumption: 600 W Power supply: 230 VAC, 50-60 Hz L x W x H: 1060 mm x 250 mm x 600 mm 	Compact ozone generators, connected and ready for operation for water treatment	
	TOGC13 X-P	<ul style="list-style-type: none"> Ozone production: 13 g/h Energy consumption: 650 W Power supply: 230 VAC, 50-60 Hz L x W x H: 1060 mm x 250 mm x 600 mm 		
	TOGC45 X-P	<ul style="list-style-type: none"> Ozone production: 45 g/h Energy consumption: 1500 W Power supply: 230 VAC, 50-60 Hz L x W x H: 1060 mm x 310 mm x 650 mm 		
		TOGC55 X-P	<ul style="list-style-type: none"> Ozone production: 55 g/h Energy consumption: 1500 W Power supply: 230 VAC, 50-60 Hz L x W x H: 1060 mm x 310 mm x 650 mm 	Compact ozone generators, ready for connection and operation and completely piped on a mounting frame for water treatment
		TOGC8 XIS	<ul style="list-style-type: none"> Ozone production: 8 g/h Drift water volume: 1.5 m³/h Energy consumption: 1500 W Power supply: 230 VAC, 50-60 Hz L x W x H: 1500 mm x 500 mm x 450 mm 	
		TOGC13 XIS	<ul style="list-style-type: none"> Ozone production: 13 g/h Drift water volume: 1.5 m³/h Energy consumption: 1550 W Power supply: 230 VAC, 50-60 Hz L x W x H: 1500 mm x 500 mm x 450 mm 	
		TOGC45 XIS	<ul style="list-style-type: none"> Ozone production: 45 g/h Drift water volume: 1.5 m³/h Energy consumption: 2200 W Power supply: 230 VAC, 50-60 Hz L x W x H: 1675 mm x 650 mm x 500 mm 	
		TOGC 55 XIS	<ul style="list-style-type: none"> Ozone production: 55 g/h Drift water volume: 1.5 m³/h Energy consumption: 2200 W Power supply: 230 VAC, 50-60 Hz L x W x H: 1675 mm x 650 mm x 500 mm 	

OZONE GENERATORS FOR WATER TREATMENT

Compact ozone generators **TOGC8X-P / 13 X-P, 45 X-P and 55 X-P** (pressurised operation) including operating gas supply; ready for connection and operation.

The installation consists of:

Ozone generator with high voltage/high frequency power supply and ozone generator module with a ceramic dielectric; function and fault indicators: Ozone fault lamp; operating gas fault indicator, variable ozone output control (internal and external); flow meter for oxygen. Fully automatic oxygen concentrator with pressure change system and integrated air compressor with boiler for the generation of approx. 95 % oxygen.



TOGC8X-P

850600

Technical data:	
Ozone production:	8 g/h
Operating gas:	Oxygen, max. 95%
Oxygen volume flow:	5 l/min
Cooling:	Air
Ozone regulation:	5 - 100 %
Energy requirement:	600 W
Power supply:	230 VAC, 50 - 60 Hz
Ozone connection:	Fitting for 8mm pipe
Dimensions (LxWxH):	1060 mm x 250 mm x 600 mm
Weight:	48 kg

TOGC13X-P

850610

Technical data:	
Ozone production:	13 g/h
Operating gas:	Oxygen, max. 95%
Oxygen volume flow:	5 l/min
Cooling:	Air
Ozone regulation:	5 - 100 %
Energy requirement:	650 W
Power supply:	230 VAC, 50 - 60 Hz
Ozone connection:	Fitting for 8mm pipe
Dimensions (LxWxH):	1060 mm x 250 mm x 600 mm
Weight:	50 kg

OZONE GENERATORS FOR WATER TREATMENT**TOGC45X-P****850620****Technical data:**

Ozone production:	45 g/h
Operating gas:	Oxygen, max. 95%
Oxygen volume flow:	5 l/min
Cooling:	90 l/h water
Ozone regulation:	5 - 100 %
Energy requirement:	1500 W
Power supply:	230 VAC, 50 - 60 Hz
Ozone connection:	Fitting for 8 mm pipe
Cooling water:	Fitting for 12 mm pipe
Dimensions (LxWxH):	1060 mm x 310 mm x 650 mm
Weight:	107 kg

TOGC55X-P**850625****Technical data:**

Ozone production:	55 g/h
Operating gas:	Oxygen, max. 95%
Oxygen volume flow:	8 l/min
Cooling:	90 l/h water
Ozone regulation:	5 - 100 %
Energy requirement:	1500 W
Power supply:	230 VAC, 50 - 60 Hz
Ozone connection:	Fitting for 8mm pipe
Cooling water:	Fitting for 12 mm pipe
Dimensions (LxWxH):	1060 mm x 310 mm x 650 mm
Weight:	107 kg

OZONE GENERATORS FOR WATER TREATMENT

Compact ozone systems **TOGC8 XIS/ 13 XIS, 45 XIS** and **55 XIS**.

The ozone systems are completely piped, connected and ready for operation on the mounting rack.

The plants each consist of:

- Ozone generator with high voltage/high frequency power supply and ozone generator module with a ceramic dielectric; Control and indication instruments: ON/OFF switch; Ozone ON/OFF switch; Ozone Local/Remote switch; Ozone ON/OFF lamp; Ozone fault lamp; Operating gas fault indicator; Adjustment knob for variable ozone production; External control input for ozone (4-20 mA); Flow meter and regulator for oxygen with pressure control valve.
- Fully automatic oxygen concentrator with pressure change system and integrated air compressor with boiler for the production of approx. 95 % oxygen
- Ozone injection system with booster pump and liquid jet injector for suction and mixing of the ozone-containing oxygen with motive water, including check valve in the ozone gas line and piping of the components in ozone-resistant Teflon and PVC materials
- Control box with indicator lamps for operating mode and malfunction Main switch, EMERGENCY STOP; pump malfunction indicator; local/remote changeover switch and connection terminals

880314



TOGC8 XIS

Technical data:

Ozone production:	8 g/h
Operating gas:	Oxygen, max. 95%
Oxygen volume flow:	5 l/min
Drift water quantity:	1,5 m ³ /h
Drift water pressure:	2 - 3.5 bar ü
Motive water connection:	1" Pipe
Cooling:	Air
Ozone regulation:	5 - 100 %
Energy requirement:	4 - 20 mA
Power supply:	1500 W
Ozone connection:	230 VAC, 50 - 60 Hz
Dimensions (LxWxH):	1500 mm x 500 mm x 450 mm
Weight:	85 kg

880112

TOGC13 XIS

Technical data:

Ozone production:	13 g/h
Operating gas:	Oxygen, max. 95%
Oxygen volume flow:	5 l/min
Drift water quantity:	1,5 m ³ /h
Drift water pressure:	2 - 3,5 bar ü
Motive water connection:	1" Pipe
Cooling:	Air
Ozone regulation:	5 - 100 %
Energy requirement:	4 - 20 mA
Power supply:	1550 W
Ozone connection:	230 VAC, 50 - 60 Hz
Dimensions (LxWxH):	1500 mm x 500 mm x 450 mm
Weight:	88 kg

TOGC45 XIS

880315

Technical data:	
Ozone production:	45 g/h
Operating gas:	Oxygen, max. 95%
Oxygen volume flow:	5 l/min
Drift water quantity:	1,5 m ³ /h
Drift water pressure:	2 - 6 bar ü
Motive water connection:	1" Pipe
Cooling:	90 l/h water
Cooling water connection:	Fitting for 12 mm pipe
Ozone control:	5 - 100 %
External control input:	4 - 20 mA
Energy demand:	12200 W
Power supply:	230 VAC, 50 - 60 Hz
Dimensions (LxWxH):	1675 mm x 650 mm x 500 mm
Weight:	128 kg


TOGC55 XIS

880636

Technical data:	
Ozone production:	55 g/h
Operating gas:	Oxygen, max. 95%
Oxygen volume flow:	8 l/min
Drift water quantity:	1,5 m ³ /h
Drift water pressure:	2 - 6 bar ü
Motive water connection:	1" Pipe
Cooling:	90 l/h water
Cooling water connection:	Fitting for 12 mm pipe
Ozone control:	5 - 100 %
External control input:	4 - 20 mA
Energy demand:	2200 W
Power supply:	230 VAC, 50 - 60 Hz
Dimensions (LxWxH):	1675 mm x 650 mm x 500 mm
Weight:	128 kg

ELECTROLYTIC GENERATORS FOR ULTRA PURE WATER DISINFECTION

MKV-S	MKV-S-1	<ul style="list-style-type: none"> • Ozone generation per cell: 3-4 g/h • Operating pressure: max 6 bar • Electrical power per cell: 500 W • W x H x D: 770 mm x 725 mm x 400 mm 	<p>System equipment, according to the process of catalytic water electrolysis suitable for the disinfection and sanitization of ultrapure water.</p>	
	MKV-S-2	<ul style="list-style-type: none"> • Ozone generation per cell: 2 x 3-4 g/h • Operating pressure: max 6 bar • Electrical power per cell: 500 W • W x H x D: 770 mm x 725 mm x 400 mm 		
	MKV-S-3	<ul style="list-style-type: none"> • Ozone generation per cell: 3 x 3-4 g/h • Operating pressure: max 6 bar • Electrical power per cell: 500 W • W x H x D: 770 mm x 725 mm x 400 mm 		
MkV-K	MkV-K-1	<ul style="list-style-type: none"> • Ozone generation per cell: 3-4 g/h • Operating pressure: max 6 bar • Electrical power per cell: 500 W • W x H x D: 770 mm x 360 mm x 400 mm 		<p>Component plants, according to the process of catalytic Water electrolysis suitable for disinfection and sanitization of ultrapure water</p>
	MkV-K-2	<ul style="list-style-type: none"> • Ozone generation per cell: 2 x 3-4 g/h • Operating pressure: max 6 bar • Electrical power per cell: 500 W • W x H x D: 770 mm x 360 mm x 400 mm 		
	MkV-K-3	<ul style="list-style-type: none"> • Ozone generation per cell: 3 x 3-4 g/h • Operating pressure: max 6 bar • Electrical power per cell: 6`500 W • W x H x D: 770 mm x 360 mm x 400 mm 		



ELECTROLYTIC GENERATORS FOR ULTRAPURE WATER DISINFECTION

Type	MkIV S-1	MkIV S-2	MkIV S-3
System	3 - 4 g/h ozone production Electrolysis cells and electrical power supply incl. electrode set	2x 3 - 4 g/h ozone production 2 electrolysis cells and electrical power supply incl. electrode set	3x 3 - 4 g/h ozone production 3 electrolysis cells and electrical power supply incl. electrode set
Stainless steel case (BxHxT)	770 mm x 725 mm x 400 mm	770 mm x 725 mm x 400 mm	770 mm x 725 mm x 400 mm
Electrical power	500W	1000W	1500W
Article number	880420	880440	880460

Type	MkIV K-1	MkIV K-2	MkIV K-3
System	3 - 4 g/h ozone production Electrolysis cell individually, electrical power supply incl. electrode set	2x 3 - 4 g/h ozone production 2 electrolysis cells individually, electrical power supply incl. electrode sets	3x 3 - 4 g/h ozone production 3 electrolysis cells individually, electrical power supply incl. electrode sets
Stainless steel case (WxHxD)	770 mm x 360 mm x 400 mm	770 mm x 360 mm x 400 mm	770 mm x 360 mm x 400 mm
Electrical power	500W	1000W	1500W
Article number	880430	880450	880470

Replacement parts

Replacement parts for electrolytic ozone generators		
Gasket kit MkII / MkIII	Gasket kit for electrolytic ozone generator MkII and MkIII	850472
Replacement electrodes MkII / MkIII	Replacement electrodes for electrolytic ozone generator MkII and MkIII consisting of cathode, anode and membrane	850790
Gasket kit MkIV	Gasket kit for electrolytic ozone generator MkIV	880436
Replacement electrodes MkIV	Replacement electrodes for electrolytic ozone generator MkIV consisting of cathode, anode and membrane	880434

ELECTROLYTIC GENERATORS FOR ULTRAPURE WATER DISINFECTION

Ozone generation plant **MkV** based on the process of catalytic water electrolysis; suitable for disinfection and sanitization of ultrapure water in loop systems of pharmaceutical and semiconductor industries.

The plant consists of 1, 2 or 3 current-regulated electrolysis cells including electrode set (anode, cathode and solid electrolyte membrane) and an electric feeder.



Ozone generation per cell:	3 - 4 g/h
Feed water flow per cell:	nom. 100 l/h
Feed water conductance:	< 20 µS/cm
Operating pressure:	max. 6 bar
Electrical power per cell:	460 W / 230 VAC, 50 - 60 Hz
Setting ozone output:	8 - 100 %
Control function (potential-free):	System ON / OFF; Control and setpoint LOCAL / REMOTE Supply ON / OFF / common alarm
Control function (4 - 20 mA):	Electrolysis current for ozone production

System equipment **MkV-S**, ready for operation and connection; consisting of:

- Electrolytic cells made of PVDF / titanium / stainless steel (316L) internally piped incl. flow meter and control valve; with temperature and flow monitoring; installed in stainless steel housing IP54; connections feed water and ozone-strength water: TriClamp TC25 ID 10 mm n. DIN 32676-A; connections hydrogen and waste water: SERTO for pipe 10 x 1 mm
- Electrical power supply unit with power supply, controller unit and emergency battery in IP 54 stainless steel housing, wired directly to electrolysis cell via connection cable
- incl. flow meter and control valve; with temperature and flow control;....; connection feedwater and ozone enriched water: TriClamp TC 25 ID 10 mm accord. DIN 32676-A; connection hydrogen and waste water: SERTO fittings for pipes 10x1 mm

NEW

- TriClamps connection at the ozone cell and stainless steel housing for feedwater supply and ozone enriched water
- Flow meter with control valve for safety switch off in case of low feed-water flow

Component plant **MkV-K**, consisting of:

- with temperature control; connection feedwater and ozone enriched water: TriClamp TC 25 ID 6 mm accord. DIN 32676-A; connection hydrogen and waste water: SERTO fittings for pipes 10x1 mm...
- Electrical power supply unit with power supply, controller unit and emergency battery in IP 54 stainless steel housing, 0.50 m connection cable for electrolysis cells

NEW

- TriClamps connection at the ozone cell for feedwater supply and ozone enriched water

Ozone measurement technology

Q46H

Q46H / 64



Ozone meter Q46H/64 is a stationary measuring and control device for dissolved ozone in aqueous media.

The measuring system consists of:

- Compact display unit (IP 66, H x W x D: 112 mm x 112 mm x 89 mm) with concentration display and membrane keypad for menu
- Polarographic membrane sensor with connection cable

Technical data:

Measuring range:	0 - 200.0 ppb, 0 - 2.000 ppm, 0 - 20.00 ppm or
Resolution:	0 - 200.0 ppm
Accuracy:	1 ppb
Electrical output:	0.5 % of full scale
Relay output:	2 isolated 4-20 mA
Housing:	3 switching relays Programmable for alarm, PID control and timer
Mains connection:	100-240 VAC, 50-60 Hz

Q46H / 64 - Low

The ozone meter **Q46H/ 64-Low** is suitable for use in pharmaceutical ultrapure water. Flow cell for low volumes with external pressure and flow control.

880518

Q46H / 64 - Con

The ozone meter **Q46H/ 64-Con** is suitable for use in swimming pool water and drinking water. Flow cell for constant water pressure, outlet open to atmosphere.

880517

Accessory

MV - Q46 Measuring and control system

Measuring and control device for flow adjustment and pressure stabilisation of the meter/sensor Q46H/64-Low.

800012

Ozone measurement technology

Hand Photometer DR300



Hand-held photometer DR300 for colorimetric measurements of dissolved ozone in ultrapure water; measuring range: 0.01-0.75 mg/l; resolution: 0.01 mg/l; indigo trisulfonate method for calibrating the Q45 meter or similar amperometric probes, IP 67 housing for battery operation; cuvettes and carrying case. Reagents must be purchased separately.

850795

Reagent ampoules

Reagents ampoules 0.25 for hand-held photometer DR300. (measuring range 0.01-0.25 mg).

800011

Gasmaster III



The **Gasmaster III** system is a stationary instrument for continuous ozone measurement in the vicinity of ozone generators, residual ozone destructors and ozone treatment plants.

- **The measuring system consists of:**
- Gasmaster evaluation unit in wall-mounted housing with display
- Electrochemical detectors X- GARD for ozone

880532

880401



Technical data:

Display	0-1 ppm ozone
Electrical output:	4-20 mA or 1-5 V DC
Alarm:	2 limit values, red LED Local error indication: yellow LED Relay contact 5A
Digital output:	RS485 Modbus
Dimensions	288 mm x 278 mm x 110 mm
Mains supply	230 VAC, 50-60 Hz

Orbisphere 410



Stationary measuring system Orbisphere 410 for continuous ozone measurement in aqueous media, e.g. pharmaceutical ultrapure water; especially suitable for the detection of lowest ozone concentrations in the ppb range; incl. air calibration procedure.

The complete measuring system consists of the following individual components:

Indicator 410 with controller, O₃ measuring system, resolution 0.1 ppb, touch screen. Voltage: 85-264 VAC, signal transmission: 3x 0/4-20 mA, RS485, 3 x relay.

Wall-mounted enclosure	880293
Installation variant	880228
Electrochemical ozone sensor C1100 made of stainless steel for in-line and online applications; measuring range: 0 ppb-50 ppm; Pmax: 40 bar; incl. calibration data storage	880229
3 m sensor cable for connection to display unit	880230
Stainless steel (316L) flow chamber with 6 mm fittings	880411
Refill kit with 4 pre-filled cartridges with pre-mounted membranes for ozone sensors C1100	880233

Technical data:

Measuring range:	0-50 ppm (adjustable)
Resolution:	0.1 ppb
Accuracy:	± 0.4 ppb or ± 5 %.
Detection limit:	0.6 ppb
Time constant:	30 s
Pressure range:	40 bar
Incident flow in flow chamber:	350 ml/min
Analogue - output:	4(0)-20 mA signal
Alarm outputs:	3 potential-free relays
Data memory:	1000 measurements
Mains supply:	Universal 85 to 264 VAC, 50-60 Hz; 25 VA

Accessories

Regulating valve for flow chamber	880232
Material certificate for sensors (<i>Cannot be created subsequently!</i>)	880427
Material certificate for flow chambers (<i>cannot be issued subsequently!</i>)	880428
10 m sensor cable for connection to the display unit	880412

Residual ozone destructors

THERMAL

Thermal residual ozone destroyer **ODT** for the reduction of excess ozone in the process air.



- Heating system with thermostat for 400 °C reactor temperature
- Control system with START/STOP and temperature alarm message
- Insensitive to existing catalyst poisons

ODT-003

880142

Technical data:

Gas volume flow:	3 Nm ³ /h
Heating power:	0,8 KW
Connection input:	DN 20
Dimensions (WxHxD):	325 mm x 250 mm x 660 mm
Weight:	11 kg
Mains voltage:	230 VAC, 50–60 Hz

ODT-006

880143

Technical data:

Gas volume flow:	36 Nm ³ /h
Heating power:	1,8 KW
Connection input:	DN 25
Dimensions (WxHxD):	325 mm x 250 mm x 660 mm
Weight:	13 kg
Mains voltage:	230 VAC, 50–60 Hz

ODT-012

880144

Technical data:

Gas volume flow:	12 Nm ³ /h
Heating power:	3,2 KW
Connection input:	DN 32
Dimensions (WxHxD):	405 mm x 250 mm x 890 mm
Weight:	15 kg
Mains voltage:	3 x 400 VAC, 50–60 Hz

Thermal residual ozone destructors for higher gas volume flows on request.

Residual ozone destructors

CATALYTIC

Catalytic ozone absorber **Ozon Destruct**, for the decomposition of excess ozone in the exhaust air duct; based on Carulite 200 mixed oxide granules.

Ozon Destruct 6

880520

The plant consists of:

- 1 x reactor housing, material 1.4404/1.4435 (AISI 316L)
- 1 x vessel connection TC, DIN 32676A, DN 50
- 1 x exhaust air connection TC, DIN 32676A, DN 50
- 1 x set of internals for droplet separation
- 1 x electric exhaust air heating 230 VAC, 30 Watt
- 1 x filling Carulite 200

Technical data:

Work area:	0–6 Nm ³ /h
Total length:	755 mm
Diameter:	85 mm
Connected load:	230 VAC, 0,03 kW
Weight:	12 kg

Ozon Destruct 13

880501

The plant consists of:

- 1 x reactor housing, material 1.4404/1.4435 (AISI 316L)
- 1 x vessel connection TC, DIN 32676A, DN 50
- 1 x exhaust air connection TC, DIN 32676A, DN 50
- 1 x set of internals for droplet separation
- 1 x electric exhaust air heating 230 VAC, 40 Watt
- 1 x filling Carulite 200

Technical data:

Work area:	0–13 Nm ³ /h
Total length:	755 mm
Diameter:	85 mm
Connected load:	230 VAC, 0,04 kW
Weight:	13 kg

Ozon Destruct 20

891402

The plant consists of:

- 1 x reactor housing, material 1.4404/1.4435 (AISI 316L)
- 1 x vessel connection TC, DIN 32676A, DN 50
- 1 x exhaust air connection TC, DIN 32676A, DN 50
- 1 x set of internals for droplet separation
- 1 x electric exhaust air heating 230 VAC, 40 Watt
- 1 x filling Carulite 200

Technical data:

Work area:	0–20 Nm ³ /h
Total length:	918 mm
Diameter:	85 mm
Connected load:	230 VAC, 0,05 kW
Weight:	17 kg

Ozon Destruct 50

880522

The plant consists of:

- 1 x reactor housing, material 1.4404/1.4435 (AISI 316L)
- 1 x vessel connection TC, DIN 32676A, DN 50
- 1 x exhaust air connection TC, DIN 32676A, DN 50
- 1 x set of internals for droplet separation
- 1 x electric exhaust air heating 230 VAC, 40 Watt
- 1 x filling Carulite 200

Technical data:

Material:	1. 4404
Connection:	TC, DN50
Work area:	0–50 Nm ³ /h
Total length:	950 mm
Diameter:	154 mm
Heating sleeve:	350 mm
Connected load:	230 VAC, 0,10 kW
Weight:	42 kg



Catalytic ozone absorber for higher gas volume flows on request.

N-16 Mobile gas detector



The N16 portable gas detector is a versatile measuring device for carrying out regular leak checks in gas storage areas, near process equipment, pipelines or in work spaces. The gas detector is designed for easy one-handed operation and includes an internal sample pump and flexible sample aspiration nozzle to allow accurate location of the leak source. A colour graphic display provides a clear concentration indication and a backlight for the display ensures good readability in low light conditions.



Features:

Replaceable „smart sensors“ for various toxic or critical gases (see list).

- NEW IR sensors for methane and carbon dioxide
- Internal sample pump and external sample aspiration
- NiMH D-cell battery or alkaline cell
- Easy-to-read LCD color display with backlighting
- Direct and timed measurement
- Visual and audible alarms
- Internal 4 GB data logger with USB output

890634

Technical data:

Measuring range:	depending on the sensor module used
Display:	Backlit LCD color display
Accuracy:	Sensor-dependent, but generally $\pm 5\%$ of value (limited by calibration gas).
Sensitivity:	Typically, 0.1-1% of the sensor module range
Output:	USB transmission of the stored measured value
Memory:	4 GB
Memory interval	Programmable from 1 min to 60 min
Performance:	Rechargeable NiMH D-cell battery or alkaline battery
Charger:	Optional charger available
Operating temperature:	-25 °C to +55 °C
Humidity:	0-95% non-condensing
Dimensions:	89 mm x 229 mm x 140 mm
Weight:	3,2 kg



The transmitters are loop powered meters that transmit a 4-20 mA signal linearly proportional to the gas concentration. The transmitter is powered by a 24 VDC power supply and can alternatively be used with 12 V batteries. The transmitter is manufactured with or without a display and is supplied with the adapted sensor. However, for special applications, the unit can be supplied with separate sensors located up to 25 feet (7.62 m) from the transmitter.

Mounting adapters and sensor flow cells can be provided for specific applications.

See list of available measuring parameters and different sensor versions.

Technical data:	
Measuring gases:	Selection from list
Measuring range:	Standard range, unless otherwise
Accuracy:	5% of the value but limited by the accuracy of the available calibration gas.
Electronic repeatability:	+/- 1% of the full-scale
Electronic linearity:	+/- 0.5% of the full-scale value
Zero deviation:	Sensor-dependent, but generally less than 2% of full deflection per month
Span deviation	Application dependent, but usually less than 3% per month
Output:	Loop-powered 4-20 mA, 675 Ohm maximum at 24 VDC power: 12-30 V DC
Casing:	NEMO 4x polystyrene, explosion-proof optional
Operating temperature:	-30 °C to +55 °C (except oxygen: -10 °C to +55 °C)
Pressure range:	7-30 PSIA (0,5-2 bar)
Weight:	0,12 kg
Display:	Optional 3-digit LCD display

List of the measuring gases

Gas	Minimum measuring range	Maximum measuring range
Ethylene oxide	0 - 20 ppm	0 - 200 ppm
Formaldehyde	0 - 20 ppm	0 - 200 ppm
Alcohol	0 - 500 ppm	0 - 2000 ppm
Acetylene	0 - 500 ppm	0 - 2000 ppm
Ammonia	0 - 1000 ppm / 0 - 500 ppm	0 - 500 ppm / 0 - 2000 ppm
Carbon monoxide	0 - 100 ppm / 0 - 1000 ppm	0 - 500 ppm / 0 - 10.000 ppm
Hydrogen	0 - 2 % / 0 - 1000 ppm	0 - 10 % / 0 - 5.000 ppm
Nitrogen oxide	0 - 50 ppm	0 - 500 ppm
Oxygen	0 - 5 %	0 - 25 %
Phosgene	0 - 1 ppm / 0 - 10 ppm	0 - 5 ppm / 0 - 100 ppm
Bromine	0 - 1 ppm / 0 - 5 ppm	0 - 2 ppm / 0 - 200 ppm
Chlorine	0 - 1 ppm / 0 - 5 ppm	0 - 3 ppm / 0 - 200 ppm
Chlorine dioxide	0 - 1 ppm / 0 - 5 ppm	0 - 3 ppm / 0 - 200 ppm
Fluorine	0 - 1 ppm / 0 - 5 ppm	0 - 3 ppm / 0 - 200 ppm
Iodine	0 - 1 ppm / 0 - 5 ppm	0 - 3 ppm / 0 - 200 ppm
Ozone	0 - 1 ppm / 0 - 5 ppm / 0 - 200 ppm	0 - 3 ppm / 0 - 200 ppm / 0 - 1.000 ppm
Hydrogen peroxide	0 - 10 ppm / 0 - 200 ppm	0 - 100 ppm / 0 - 2.000 ppm
Hydrogen chloride	0 - 10 ppm	0 - 200 ppm
Hydrogen cyanide	0 - 10 ppm	0 - 200 ppm
Hydrogen fluoride	0 - 10 ppm	0 - 200 ppm
Hydrogen sulfide	0 - 10 ppm / 0 - 200 ppm	0 - 200 ppm / 0 - 1.000 ppm
Nitrogen dioxide	0 - 10 ppm	0 - 200 ppm
Sulphur dioxide	0 - 10 ppm	0 - 200 ppm
Arsine	0 - 1.000 ppb	0 - 5.000 ppm
Diborane	0 - 1.000 ppb	0 - 5.000 ppm
Germanic	0 - 1.000 ppb	0 - 5.000 ppm
Acid gases	0 - 10 ppm	0 - 200 ppm
Silane	0 - 10 ppm	0 - 200 ppm
Phosphine	0 - 10 ppm / 0 - 100 ppm / 0 - 1.000 ppb	0 - 200 ppm / 0 - 2.000 ppm / 0 - 5.000 ppm
Hydrogen selenide	0 - 1.000 ppb	0 - 5.000 ppm
Hydrogen cyanide	0 - 10 ppm	0 - 200 ppm
HC	0 - 50 ppm	0 - 500 ppm
NO _x	0 - 50 ppm	0 - 500 ppm
DMA	0 - 100 ppm	0 - 200 ppm

Order numbers for sample gases on request

CLEANING AND ASSEMBLY

Basic tool kit for Testomat 2000 / ECO / EVO / LAB



Content:

- 1 x Screwdriver Torx 10x80-3K
- 1 x Screwdriver VDE-SZ-0,4X2,5X80
- 1 x water pump pliers 250mm
- 1 x Flat Round Nose Pliers 200MM

896114

Tool set „professional“ for Testomat 2000 / ECO / EVO / LAB



Content:

- 1 x Screwdriver Torx 10x80-3K
- 1 x Screwdriver VDE Slot 0,5x3x100
- 1 x Water pump pliers, infinitely variable
- 1 x Flat round nose pliers VDE L200MM
- 1 x Screwdriver Torx 8x60-3K
- 1 x Screwdriver Torx 9x60-3K
- 1 x Screwdriver VDE Slot 0,5x3x100

896115

Tool set „professional“ for Testomat 808



Content:

- 1 x Screwdriver VDE Slot 0.5x3x100
- 1 x Screwdriver VDE-PH-SLIM 1X80
- 1 x Screwdriver VDE-PH 0x60
- 1 x Screwdriver Torx 9x60-3K
- 1 x Screwdriver VDE Slot 0.4x2.5x80

896116

Cleaning brush set



Content:

- 1 x cleaning brush Ø 6mm
- 1 x cleaning brush Ø 16mm
- 1 x cleaning brush Ø 20mm

895230

**Conference AIR Disinfector
LED UV**



The air purifier cleans the room air of viruses, bacteria, pollen, dust particles and other suspended matter. Ideal for offices, meeting rooms, receptions, customer events and much more. Allergy sufferers can breathe freely and the risk of transmitting diseases through the air is reduced.

891206

Device information:

< 4 W at full power

Ambient temperature: 1 °C - 40 °C

Washable electrostatic honeycomb filter

Power supply 5 VDC via USB cable on PC or plug-in power supply unit

Very low noise < 30dB

Service life of approx. 3 years with 12 hours of air purification per day

Particle tray can be cleaned by hand once a week

**Room AIR Disinfector
UV + Ozon**



The Room AIR disinfector is often used in offices and medical practices, food production rooms, waiting rooms, changing rooms, gyms and in hotels. It is used for air freshening, air disinfection and odor elimination. It has a proven effectiveness and a higher quality of life than other devices.

The audited effectiveness is as follows:

- Bacteria and yeasts >99%
- Viruses incl. COVID 19 >96%
- Molds >90%

Technical data:

Air temperature:	1 °C - 39 °C
Relative humidity:	50 - 100 %
Air performance:	100 m ³ /h
Room size:	up to 150 ³
Sound pressure:	43 dBA 100 m ³ /h
Dimensions / Weight:	480 x 175 x 145 mm / 4,2 kg
Radiator:	25 W UV radiator / 2 pieces
Radiator operating time:	8.000 - 10.000 hours
Casing protection type:	IP 41
Electrical connection:	230 ± 10% V, 50/60 Hz
Power input:	65 Watt

Order numbers

UV 150 m ³ / stainless steel, metallic bright	891207
UV + Ozone 150m ³ / stainless steel, metallic bright	891208
UV 150 m ³ / stainless steel, electropolished	891209
UV + Ozone 150 m ³ / stainless steel, electropolished	891211
UV radiator HG 25/4, ozone-free	891212
UV + Ozon 150 m ³ Strahler HGN 25/4, UV radiator HGN 25/4, ozone-forming	891213

Temperature-Check

With our HyMo-Box „Temperature check“ you can check whether washing machines comply with the selected temperature ranges and thus document the proper condition of your appliances in everyday operation. Load your washing machine or washing cycle machine with the accruing laundry as usual and add the laundry net with a temperature data logger received from us.

After the wash cycle, simply return the laundry net free of charge to our partner, the Hohenstein Institute. At the same time, you can use the RODAC plates that are also supplied to take samples of the laundry and washing machine environment and send them to the Hohenstein laboratory.

After evaluating the samples, you will receive a clear temperature-time diagram from the Hohenstein Institute. Based on the temperature curve, you can see whether the (temperature) specifications of the selected washing program are adhered to, for example with regard to listed, disinfecting washing processes.

Basic



Content	
20 Rodac plates	896002
1 Laundry net with temperature logger	
1 waterproof pen	
1 bottle of hand disinfectant	
1 cooling element	
Instructions	
Sampling plan	
Option - Quantitative evaluation HyMo-Box	896013

XL



Content	
40 Rodac plates	896003
1 Laundry net with temperature logger	
1 waterproof pen	
1 bottle of hand disinfectant	
1 cooling element	
Instructions	
Sampling plan	
Option - Quantitative evaluation HyMo-Box XL	896014

Bioindicators for self-monitoring of sterilisers / autoclaves

Content	
3 bioindicators and one transport control (autoclave up to 250l)	9900023
6 bioindicators and one transport control (autoclave > 250l)	9900021

Product information „Option - Quantitative evaluation HyMo-Box“

Additional quantitative evaluation of the 20 RODAC plates incl. professional report for the HyMo-Box. If you choose this option, an evaluation with bacterial count and a rough differentiation of the germ groups, e.g. spore formers, coagulase-negative staphylococci or micrococci, is carried out. An identification of pathogenic germs cannot be done with the HyMo-Box

Note: The Hymo Box content can be configured individually.

Fashion Care



Exclusive for EFIT members!

Our HyMo box „FashionCare“ gives all FashionCare businesses a simple and reliable way to check their hygiene management. „HyMo“ stands for Hygiene Monitoring and the box contains everything you need for effective monitoring in your textile care businesses. With the help of the so-called swabbing method, you take samples at points selected by you. Our accredited and independent laboratory then determines the bacterial count on the individual surfaces as a measure of the effectiveness of your hygiene measures. An easy-to-understand report explains the result to you in detail.

Content	
20 Rodac plates	896009
1 Waterproof pen	
1 bottle of hand disinfectant	
1 cooling element	
Instructions	
Sampling plan	

Option - Quantitative evaluation HyMo-Box **896013**

Kitchen-Check



The HyMo-Box „Kitchen Check“ allows you to check the cleaning and disinfection performance of dishwashers. You receive reliable confirmation that the disinfection performance of the process used is sufficient.

Wash your dishes as usual with the program you have chosen and the detergent you usually use by adding the bio-indicators from the HyMo box to the cutlery tray of your dishwasher.

After the rinse cycle, you can use the RO-DAC plates supplied to take additional samples from the dishwasher, the cleaned dishes and the surrounding area and return them free of charge to our partner, the Hohenstein Institute, together with the bioindicators for microbiological laboratory testing. The Hohenstein Institute tests in accordance with the DIN 10510 and DIN 10512 standards and informs you how hygienically your appliances are working.

Content	
20 Rodac plates	896004
8 bioindicators in blister pack	
8 empty sterile tubes	
1 transport control indicator	
1 sterile forceps	
1 waterproof pen	
1 bottle of hand disinfectant	
1 cooling element	
Instructions	
Sampling plan	

Option - Quantitative evaluation HyMo-Box **896013**

Product information „Option - Quantitative evaluation HyMo-Box“

Additional quantitative evaluation of the 20 RODAC plates incl. professional report for the HyMo-Box. If you choose this option, an evaluation with bacterial count and a rough differentiation of the germ groups, e.g. spore formers, coagulase-negative staphylococci or micrococci, is carried out. An identification of pathogenic germs cannot be done with the HyMo-Box.

Surface-Check

Did you know that, according to the World Health Organization (WHO), up to 80 percent of all infectious diseases are transmitted via the hands? Consistent cleaning and disinfection of relevant surfaces is therefore one of the most important measures to prevent the transmission of germs. With your HyMo-Box „Surface-Check“ you can easily and quickly confirm the success of your cleaning and disinfection measures. You will receive the results in a clear and concise test report from the Hohenstein Institute.

Basic



Content	
20 Rodac plates	896000
1 Waterproof pen	
1 bottle of hand disinfectant	
1 cooling element	
Instructions	
Sampling plan	
Option - Quantitative evaluation HyMo-Box	896013

XL



Content	
40 Rodac plates	896001
1 Waterproof pen	
1 bottle of hand disinfectant	
1 cooling element	
Instructions	
Sampling plan	
Option - Quantitative evaluation HyMo-Box XL	896014

Product information „Option - Quantitative Evaluation HyMo-Box“

Additional quantitative evaluation of the 20 RODAC plates incl. professional report for the HyMo-Box. If you choose this option, an evaluation with bacterial count and a rough differentiation of the germ groups, e.g. spore formers, coagulase-negative staphylococci or micrococci, is carried out. An identification of pathogenic germs cannot be done with the HyMo-Box.



When it comes to the hygienic safety of the laundry you process, our HyMo box „Professional Laundry Check“ enables you to check the disinfecting washing processes you use under practical conditions.

By using bio-indicators, you can ensure optimal hygienic cleanliness of the processed laundry in accordance with the requirements of the „Guideline for Hospital Hygiene and Infection Prevention“ of the Robert Koch Institute (RKI).

In addition, the inactivation of the MS2 phages gives an indication of the sufficient virucidal effect of your washing process (effect spectrum B). The harmless substitute virus can be used safely in the laundry and is used in scientific studies due to its similarity to noroviruses.

With the RODAC plates supplied, you can also have us confirm the low germ content of the disinfected laundry (wet and dry) by means of a smear test. Surfaces that meet the product, such as shelves, laundry containers or employees‘ hands, can also be checked in this way to identify weak points and adapt cleaning and disinfection plans.

Content		
20 Rodac plates	896005	
3 bioindicators in a laundry net		
3 empty sterile tubes		
3 transport controls of bioindicators in tubes		
3 test tubes with culture medium		
1 sterile forceps		
1 waterproof pen		
1 bottle of hand disinfectant		
1 cooling element		
Instructions		
Sampling plan		
Option - Quantitative evaluation HyMo-Box		896013

Product information „Option - Quantitative evaluation HyMo-Box“

Additional quantitative evaluation of the 20 RODAC plates incl. professional report for the HyMo-Box. If you choose this option, an evaluation with bacterial count and a rough differentiation of the germ groups, e.g. spore formers, coagulase-negative staphylococci or micrococci, is carried out. An identification of pathogenic germs cannot be done with the HyMo-Box.

Sterilization-Check



Our HyMo-Box „Sterilization Check“ enables you to carry out microbiological validation and routine checks of your steam sterilizers in accordance with the DIN EN ISO 17665 standard and the European Pharmacopoeia. With the help of the bioindicators from the HyMo-Box, you can check the proper functioning or sterilization performance of your steam sterilizers and thus ensure the hygienic safety of the tools you use. You can use the bioindicators for devices of all makes, e.g., for vertical stand-alone autoclaves, horizontal table-top and stand-alone autoclaves or pass-through autoclaves. The RODAC plates supplied also enable you to examine the environment, such as work surfaces, for low germ levels by means of a swabbing procedure. Other surfaces such as shelves or the hands of your staff can also be checked in this way to identify weak points and adapt your cleaning and disinfection plans. This is how you ensure a permanently low-germ environment.

For one unit

- 20 Rodac plates
- 2 bioindicators with spores of the test germ
- 1 transport control of the bioindicator
- 1 waterproof pen
- 1 bottle of hand disinfectant
- 1 cooling element
- Instructions
- Samling plan

896006

For two units

- 20 Rodac plates
- 4 bioindicatos with spores of the test germ
- 1 transport control of the bioindicator
- 1 waterproof pen
- 1 bottle of hand disinfectant
- 1 cooling element
- Instructions
- Sampling plan

896007

For three units

- 20 Rodac plates
- 6 bioindicators with spores of the germ test
- 1 transport control of the bioindicator
- 1 waterproof pen
- 1 bottle of hand disinfectant
- 1 cooling element
- Instructions
- Sampling plan

896008

Option - Quantitative evaluation HyMo-Box

896013

Product information „Option - Quantitative evaluation HyMo-Box“

Additional quantitative evaluation of the 20 RODAC plates incl. professional report for the HyMo-Box. If you choose this option, an evaluation with bacterial count and a rough differentiation of the germ groups, e.g. spore formers, coagulase-negative staphylococci or micrococci, is carried out. An identification of pathogenic germs cannot be done with the HyMo-Box.

Applicable to business transactions with consumers, consumers, tradesmen, freelancers, legal entities under public law and special funds under public law.

1. General

- 1.1. All of our deliveries, services and offers are made exclusively based on these General Terms and Conditions of Delivery. They are an integral part of all contracts that we conclude with our contractual partners regarding the deliveries or services that we offer. They also apply to all future deliveries, services or offers to our customers, even if they are not separately agreed again.
- 1.2. Our Terms and Conditions of Sale apply exclusively. We acknowledge general terms and conditions of business of our customers that contradict or deviate from our Terms and Conditions of Sale only to the extent that we have expressly agreed to - at least in text form in accordance with § 126b of the German Civil Code (Bürgerliches Gesetzbuch, „BGB“). Our provision of services in knowledge of the general terms and conditions of business of our customer (for example, as the delivery of goods) does not signify any consent.
- 1.3. The sale, resale, and scheduling of deliveries and services and any related technology or documentation may be subject to German, EU, and US export control laws, and possibly export control laws of other countries. Any resale of goods to embargoed countries or to denied persons or to persons that use or may use the goods for military purposes, ABC weapons, or nuclear technology is subject to approval. With its order, the customer declares compliance with such laws and regulations, and that the deliveries and services are not supplied directly or indirectly to countries that prohibit or restrict the import of such goods. The customer declares that it has obtained all approvals necessary for export or import.
- 1.4. The presentation of the products in our online shops do not constitute legally binding offers, they are non-binding online catalogues.

2. conclusion of and amendments to contracts, form

- 2.1. Any orders, transactions or delivery requests of our customer, along with any amendments or supplements, must be in text form acc. § 126b BGB.
- 2.2. Legally relevant declarations and notifications of the customer with regard to the contract (for example, the setting of a deadline, notification of defects, withdrawal or reduction) must be made in writing; i.e. in written or text form (for example, letter, e-mail, fax). This shall not affect formal statutory requirements and further evidence, in particular in cases of doubt as to the authority of the declarant.
- 2.3. Individual agreements made with the customer in individual cases (including ancillary agreements, supplements and amendments) shall, in any case, take precedence over these General Terms and Conditions of Sale. Subject to evidence to the contrary, a written contract or our written confirmation in text form (§ 126 b BGB) shall approve the content of such agreements.
- 2.4. The customer's ordering of goods shall be regarded as a binding contractual offer. Unless otherwise stated in the order, we shall be entitled to accept this contractual offer within two weeks after we received it. Acceptance can be declared either in writing (for example, through order confirmation) or through the delivery of the goods to the customer.
- 2.5. By clicking on the button „submit order“ in the online shop, you submit a binding offer of contract (§ 126b BGB). After receipt of your contract offer in our company, you will receive a message automatically generated by the online shop that we have received your order via the shop system (order confirmation).

This order confirmation does not constitute our legally binding acceptance of your contractual offer. After receipt of your online shop order in our company, the order data, the legally required information on distance contracts and the terms and conditions of sale will be sent to you by e-mail. We can accept your online shop contract offer within 2 weeks of receipt at our company. Acceptance by us can be confirmed to you as the purchaser either in writing (e.g. by order confirmation) or by delivery of the goods directly.

- 2.6. Information provided by the seller regarding the subject matter of the delivery or service (for example, weights, dimensions, utility values, load-bearing capacity, tolerances and technical data) and our representations of the same (for example, drawings and illustrations) are only approximately applicable, unless usability for the contractually intended purpose requires exact conformity. They do not comprise guaranteed characteristics, but descriptions or markings of the delivery or service. Deviations customary in the trade and deviations that occur due to legal regulations or that represent technical improvements, along with the replacement of components by equivalent parts, are permissible provided that they do not impair usability for the contractually intended purpose.
- 2.7. Should there be any typing, printing, graphic or calculation errors or other discrepancies in the online shop, we are entitled to withdraw from the contract at any time.

3. Prices

- 3.1. Our offers are non-binding unless otherwise expressly stated.
- 3.2. The prices set forth in our order confirmations shall be solely controlling. Additional services are invoiced separately.
- 3.3. All prices are net prices and exclude sales tax, which our customer must also pay in its respective statutory amount. If the customer is a consumer, the net prices, as well as any freight and transport costs incurred, are exclusive of the applicable statutory value added tax.
- 3.4. Unless expressly agreed otherwise, our prices apply ex works, which is also the place of performance for the delivery and any subsequent performance. At the customer's request and expense, the goods shall be shipped to a different destination (sales shipment). Our customer must bear additional freight and/or transport costs, packaging costs exceeding those customary in the trade, public charges (including withholding tax) and customs duties.

4. Delivery

- 4.1. Deviations from our contracts and order confirmations are only permitted with our prior consent in text form acc. § 126b BGB.
- 4.2. Unless expressly agreed otherwise, we deliver ex works (INCOTERMS 2010: EXW). Risk shall pass to the customer upon leaving the supplier's factory or warehouse. Delivery shall be deemed to have taken place upon delivery within the meaning of the applicable Incoterms 2010 clause. Delivery periods shall only be deemed agreed after express confirmation in text form in accordance with § 126b BGB. Delivery periods shall commence on the date of our order confirmation, but not before all details of the order have been unambiguously clarified and any necessary certificates have been provided. They shall be deemed to have been complied with upon timely notification of readiness for dispatch if the goods cannot be dispatched on a timely basis without our culpability.
- 4.3. For periods and deadlines that are not expressly designated as fixed in the order confirmation, two weeks

after their expiration, our customer may set for us a reasonable period for the delivery / service. Only after the expiration of this grace period will we be in delay.

- 4.4. Without prejudice to our rights arising from the default of the customer, periods and deadlines shall be extended by the period of time in which the customer does not satisfy its obligations towards us. In the event of a breach of a duty on our part, we shall be liable for damages only in accordance with Section 9 of these terms and conditions.
- 4.5. We are entitled to engage in partial deliveries if they are reasonably acceptable for our customer.
- 4.6. Our customer shall be entitled to withdraw from the contract after two unsuccessful grace periods, unless the hindrance is merely temporary and the postponement of the delivery date is reasonably acceptable for our customer.
- 4.7. If our customer is entitled to a contractual or statutory right of withdrawal and we set a reasonable period for our customer for its exercise of such right, the right of withdrawal shall expire if the withdrawal is not declared prior to the expiration of such period.
- 4.8. If we do not adhere to the agreed deadlines, the statutory provisions shall apply. If we foresee difficulties regarding advance delivery, the adherence with delivery deadlines or similar circumstances, which could prevent us from making a timely delivery or a delivery in the agreed quality, we shall notify our customer without delay.

5. Force majeure

- 5.1. An event of force majeure, an operational disturbance for which we are not responsible, an event of unrest, administrative measures, and other unavoidable events shall release us from the obligation to make a timely delivery / provide timely service for the duration of the existence of such force majeure.
- 5.2. The provisions of Section 5.1 shall also apply in the event of a labor dispute.

6. Shipping and passage of risk

- 6.1. Unless otherwise expressly agreed, shipping and transport takes place at the risk of the customer. The risk shall pass to the customer as soon as the shipment has been delivered to the person performing the transport.
- 6.2. If the dispatch of the delivery is delayed for reasons for which our customer is responsible, the risk of accidental deterioration and accidental loss shall pass to our customer with the notification of the readiness for shipment. Upon such an event, our customer shall bear the storage costs after the passage of risk. Claims going beyond this shall remain unaffected.
- 6.3. If the goods cannot be delivered at the place of delivery specified by you and are returned to our company, additional freight costs for the return and new shipment will be incurred, which must be borne by the ordering party. We will charge an additional fee of €7.50 net plus VAT for the additional administrative costs incurred as a result.
- 6.4. If our customer is in default with its acceptance, we shall be entitled to demand compensation for any expenses that arise from this; upon the occurrence of acceptance default, the risk of accidental deterioration and accidental loss shall pass to our customer.

6.5. To the extent that an acceptance must take place, the purchased item shall be deemed to have been accepted, if

- delivery and, if we also owe installation, the installation has been completed,
- we have informed the customer of this concerning the notional acceptance in accordance with this number 6.4 and have requested him to accept,
- twelve working days have elapsed since delivery or installation, or the customer has begun to use the purchased item (for example, the delivered system has been put into operation) and in such a case six working days have elapsed since delivery or installation and the customer has refrained from acceptance within this period for reasons other than a defect, notified to the seller, that makes the use of the purchased item impossible or substantially impairs it

7. Payment terms

- 7.1. Payments shall be made in advance or on invoice. We reserve the right, without giving reasons, not to comply with the request for payment on invoice. Payments by invoice must be made within 7 days of the invoice date. The receipt of the payment on our bank account is decisive for the timeliness of the payment.
- 7.2. Our customer shall only be permitted to withhold payments that are due or engage in an offset with counterclaims if such counterclaims are undisputed or have been legally established.
- 7.3. If the event of a payment default or a cessation of payments by our customer, all of our claims shall be immediately due. In all of such specified cases, we shall also be entitled to make any outstanding deliveries only against advance payment or the provision of security, and, if the advance payment or provision of security is not made within two weeks, withdraw from the contract without setting a new deadline. Claims going beyond this shall remain unaffected.

8. Retention of title

- 8.1. All delivered goods shall remain our property (goods subject to retention of title) up to the fulfillment of all claims, regardless of the legal grounds, arising from the legal relationship underlying the delivery.
- 8.2. Upon the processing, combining and mixing of the goods subject to retention of title with other goods by the customer, we shall be entitled to co-ownership in the new products in the proportion of the invoice value of the goods subject to retention of title to the value of the other goods involved. If our ownership is extinguished through processing, combining, or mixing, the customer herein assigns to us the ownership rights to which it is entitled in the new items or products to the extent of the value of the goods subject to retention of title, and shall hold them in custody on our behalf at no charge. The co-ownership rights that arise from this shall be deemed to be goods subject to retention of title within the meaning of Section 8.1.
- 8.3. Our customer is entitled to further process the goods subject to retention of title, combine or mix them with other products or resell them only in the ordinary course of business and as long as it is not in delay. Any other disposal of the goods subject to retention of title is not permitted. We must be notified without delay of any attachments or any other access to the goods subject to retention of title undertaken by any third party. All intervention costs shall be borne by our customer, to the extent that they cannot be recovered from the third party. If our customer grants its buyer additional time for the payment of the purchase price, in respect of such party, it must reserve ownership in the goods subject to retention of title at the same terms under which we have reserved ownership upon the delivery of the goods subject to retention of title. Otherwise, our customer shall not be authorized to resell the goods subject to retention of title.

- 8.4. Any claims of our customer arising from the resale of the goods subject to retention of title are hereby assigned to us. They serve as security to the same extent as the goods subject to retention of title. Our customer shall only be entitled and authorized to resell the goods subject to retention of title if it is certain that the claims to which it is entitled from them will be transferred to us.
- 8.5. If the goods subject to retention of title are sold by our customer, together with other goods that we have not delivered, at one overall price, the assignment of the claim arising from the sale shall take place in the amount of the invoice value of our goods subject to retention of title that are sold.
- 8.6. If the assigned claim is included in a current account, our customer hereby assigns to us that part of the balance that is equivalent to the amount of such claim, including the final balance arising from the current account.
- 8.7. Until our revocation, our customer is authorized to collect the claims assigned to us. We shall be entitled to a revocation if our customer does not properly comply with the payment obligations arising under the business relationship with us. If the conditions for the exercise of the right of revocation are present, our customer must, at our request, promptly disclose to us the assigned claims and their obligors, provide all information necessary for the collection of the claims, deliver to us the associated documents and notify the obligors of the assignment. We shall also be entitled to notify the obligors of the assignment.
- 8.8. If the value of the items of collateral existing for us exceeds, as a whole, the secured claims by more than fifty (50) percent, at the request of our customer, we shall be obligated to release items of collateral at our discretion.
- 8.9. If we assert the retention of title, this shall only apply as a withdrawal from the contract if we expressly state this. The right of our customer to possess the goods subject to retention of title shall lapse if it does not fulfill its obligations arising under this contract.

9. Claims for defects and resources

- 9.1. The customer's rights in the event of material defects and defects of title (including incorrect and shortfall deliveries along with improper assembly or defective assembly instructions) shall be governed by the statutory provisions unless otherwise specified below. In all cases, this shall not affect the special statutory provisions in the case of final delivery of unprocessed goods to a consumer, even if the consumer has further processed them (supplier recourse pursuant to § 478 et seq. BGB). Claims arising from supplier recourse shall be barred if the defective goods have been further processed by the customer or another company, for example through installation in another product.
- 9.2. The basis of our liability for defects is, above all, the agreement reached regarding the condition of the goods. If the condition has not been agreed, whether or not a defect exists is to be assessed according to the statutory provision (§ 434 (1)(2) and (3) BGB). However, we do not accept any liability for public statements made by the manufacturer or other third parties (for example, advertising statements) that the customer has not pointed out to us as decisive for its purchase.
- 9.3. The customer's claims based on defects presuppose that it has fulfilled its statutory duties to inspect and give notice of defects (§ 377, 381 et seq. of the German Commercial Code (Handelsgesetzbuch)). In the case of building materials and other goods intended for installation or other further processing, an inspection must always be carried out immediately before processing. If a defect becomes apparent upon delivery, inspection or at any later point in time, we must be notified of it in writing without delay. In any case, obvious defects must be reported in writing within five working days of delivery, and defects not recognizable during inspection must be reported within the same period from their discovery. If the customer fails to engage in proper inspection and/or to give notice of defects, our liability for any defect not reported or

not reported promptly or not properly shall be barred in accordance with the statutory provisions.

- 9.4. If the delivered item is defective, we can initially choose whether we shall provide subsequent performance by remedying the defect (subsequent improvement) or by delivering a defect-free item (replacement delivery). This shall not affect our right to refuse subsequent performance under the statutory conditions.
- 9.5. We shall be entitled to make the subsequent performance that is owed dependent on the customer paying the purchase price that is due. However, the customer shall be entitled to retain a reasonable part of the purchase price in proportion to the defect.
- 9.6. The customer must give us the time and opportunity required for the subsequent performance that is owed; in particular, it must hand over the goods subject to inspection for inspection purposes. In the event of a replacement delivery, the customer shall return the defective item to us in accordance with the statutory provisions. Subsequent performance does not include the removal of the defective item or its reinstallation if we were not originally obligated to install it.
- 9.7. If a defect actually exists, we shall bear or provide reimbursement for the expenses necessary for inspection and subsequent performance, in particular transport, travel, labour and material costs along with any dismantling and installation costs, in accordance with the statutory provisions. Otherwise, we may demand that the customer reimburse us for the costs incurred as a result of the unjustified request to remedy the defect (in particular, testing and transport costs).
- 9.8. If the subsequent performance has failed, or a reasonable period to be set by the customer for the subsequent performance has expired unsuccessfully or is unnecessary according to the statutory provisions, the customer may withdraw from the purchase contract or reduce the purchase price. However, in the case of an insignificant defect, there shall be no right of withdrawal.
- 9.9. Claims of the customer for compensation or the reimbursement of futile expenses shall only exist in accordance with number 11, even in the case of defects, and otherwise shall be barred.
- 9.10. If our operating or maintenance instructions are not followed, changes to the deliveries or services are undertaken, parts are replaced or consumable materials that do not meet the original specifications are used, any warranty shall be rendered inapplicable, unless our customer can prove that the defect is not based on any of such actions.
- 9.11. The period of limitations for claims for defects shall be 12 months. This does not apply to claims for damages of our customer based on compensation for damages to body or health caused by a defect for which we are responsible, or based on intentional, or grossly negligent culpability.

10. Product liability

- 10.1. Prior to any recall action that is due, in whole or in part, to a defect in the contractual object that we have delivered, we shall inform our customer in order to give it the possibility of cooperating with us in carrying out the exchange in a sufficient manner, unless our notification or participation is not possible because of the particular urgency. To the extent that a recall action is due to a defect in the contractual object that we have delivered, we shall bear the necessary costs of the recall action.

11. Compensation of damages

- 11.1. Our liability for damages, for whatever legal grounds, in particular, impossibility, delay, defective or incorrect delivery, breach of contract, breach of duties in contract negotiations or tortious action shall be limited in accordance with this number 11 to the extent that this depends on culpability.
- 11.2. We shall be liable for the compensation of damages – regardless of the legal grounds – within the scope of faultbased liability in cases of intent and gross negligence. In the event of ordinary negligence, we shall be liable, subject to statutory limitations of liability (for example, diligence in our matters; insignificant breach of duty), only
- a for damages arising from any injury to life, body or health,
 - b for damages arising from the breach of an essential contractual duty (obligation, the fulfilment of which is essential for the proper performance of the contract and the observance on which the contractual partner regularly relies and may rely); upon such an event, however, our liability shall be limited to compensation for foreseeable damages that typically occurs.
- 11.3. The liability limitations arising from 11.2 shall also apply to breaches of duty by or for the benefit of persons for whose culpability we are responsible in accordance with statutory provisions. They shall not apply if we have wilfully concealed a defect or assumed a guarantee for the condition of the goods and claims of the purchaser under the Product Liability Act (Produkthaftungsgesetz).
- 11.4. For any breach of duty that does not consist of a defect, the purchaser may withdraw from the contract or terminate the contract only if we are responsible for the breach of duty. An unrestricted right of termination on the part of the purchaser (in particular in accordance with § 650, 648 et seq. BGB) is barred. In all other respects, statutory requirements and legal consequences shall apply.

12. Period of Limitations

- 12.1. Notwithstanding § 438 (1)(3) BGB, the general period of limitations for claims arising from material defects and defects of title shall be one year from delivery. If acceptance has been agreed, the period of limitations shall commence upon acceptance.
- 12.2. To the extent that we carry out installation, repair or maintenance work on behalf of the customer, the general period of limitations for claims arising from faulty contractor services shall be six months from the acceptance of the repair work, notwithstanding § 634 a (1) (1), (3) BGB.
- 12.3. The preceding limitation periods of the purchase right also apply to contractual and non-contractual claims for damages on the part of the purchaser, which are based on a defect of the goods, unless the application of the regular statutory period of limitations (§ 195, § 199 BGB) would lead in individual cases to a shorter period of limitations.
- 12.4. Claims for the compensation of damages of the purchaser according to § 11.2 for intentional conduct, gross negligence, injury to life, body or health or according to the Product Liability Act (Produkthaftungsgesetz) shall be time-barred exclusively according to the statutory period of limitations.

13. Rights of withdrawal and termination

- 13.1. Beyond the statutory rights of withdrawal, we shall also be entitled to withdraw from or terminate the contract with immediate effect if
- our customer becomes unable to pay or over-indebted or
 - our customer has discontinued its payment.
- 13.2. We shall also be entitled to withdraw from or terminate the contract if our customer requests the opening of insolvency proceedings over its assets or comparable proceedings for the settlement of debts.
- 13.3. If, based on the preceding contractual rights of withdrawal or termination, we withdraw from or terminate the contract, the customer must provide compensation to us for any damages that arise from this, unless it is not responsible for the emergence of rights of withdrawal or termination.
- 13.4. Statutory rights and claims are not limited by the provisions contained in this Section 11.

14. Consumer right of cancellation

- 14.1. Consumers have the right to cancel the concluded contract within fourteen days without giving reasons. The cancellation period is fourteen days from the day on which you or a third party named by you, who is not the carrier, has taken possession of the last goods.

In order to exercise your right of withdrawal, you must inform us (Gebrüder Heyl Vertriebsgesellschaft mbH, Max-Planck-Str. 16, 31135 Hildesheim, Germany, vertrieb@heyhneomeris.de, Fax: +49 (0) 51217609-44) by means of a clear declaration (e.g. a letter sent by post, fax or e-mail) of your decision to withdraw from this contract. You can use the enclosed model withdrawal form for this purpose, but this is not mandatory.

In order to comply with the withdrawal period, it is sufficient that you send the notification of the exercise of the right of withdrawal before the expiry of the withdrawal period.

- 14.2. Consequences of cancellation

For consumers who cancel the concluded contract, we must refund all payments received, including delivery costs, without delay and at the latest within fourteen days of the day on which we received notification of your cancellation of the concluded contract (with the exception of the additional costs resulting from the fact that you have chosen a type of delivery other than the cheapest standard delivery offered by us). For this repayment, we will use the same means of payment that you used for the original transaction, unless we have expressly confirmed otherwise. In no case will there be any costs due to the repayment. This repayment will only take place after receipt of the goods demonstrably delivered to us; the customer must provide proof of this.

You must return or hand over the goods to us without delay and in any case no later than fourteen days from the day on which you notify us of the cancellation of the concluded contract. The deadline is met if you send the goods before the expiry of the period of fourteen days. You shall bear the direct costs of returning the goods.

In the case of goods which, due to their nature, cannot be returned by standard parcel (bulky goods/freight forwarding goods), the customer must bear the costs, which amount to 99 euros for such goods.

You only have to pay for any loss in value of the goods if this loss in value is due to handling of the goods that is not necessary for checking the condition, properties and functioning of the goods.

The right of withdrawal does not apply to the following contracts:

Contracts for the delivery of goods that can spoil quickly or whose expiry date would be quickly exceeded.
Contracts for the delivery of sealed goods which are not suitable for return for reasons of health protection or hygiene if their seal has been removed after delivery.
Contracts for the delivery of goods if these have been inseparably mixed with other goods after delivery due to their nature.
There is no right of withdrawal for contracts with companies, commercial buyers, freelancers, authorities, municipal institutions, associations, public institutions and trade.

Note: On the last page you will find a sample revocation form.

15. Environmental protection and disposal

Gebrüder Heyl Vertriebsgesellschaft mbH is obliged to comply with the law on the sale, return and environmentally friendly disposal of batteries and accumulators (Battery Act - BattG). We are obliged to take back batteries and accumulators purchased from us free of charge.

Batteries or accumulators that contain harmful substances are marked with the symbol of a crossed-out waste



Near the dustbin symbol is the chemical name of the pollutant.

- Pb: Battery contains lead
- Cd: Battery contains cadmium
- Hg: Battery contains mercury

Batteries and rechargeable batteries must not be disposed of in household waste. You can return used batteries and rechargeable batteries to us or dispose of them at the collection points set up for this purpose. In case of return to Gebrüder Heyl Vertriebsgesellschaft mbH, the shipment must be sufficiently stamped.

16. Environmental protection and disposal

- 16.1. All of the business or technical information that we have made available (including features that can be inferred from objects, documents or software that have been delivered, and any other knowledge or experience), as long as and to the extent that they are not verifiably known to the public, must be kept secret from third parties, and, within the customer's own operations, may be made available only to those persons who necessarily must be involved for their use for the purpose of the delivery and are likewise bound to confidentiality; they remain our exclusive property. Without our prior written consent, such information may not be reproduced or used commercially. At our request, all of the information originating from us (including copies or records, if applicable) and any objects provided on loan must be fully returned to us or destroyed without delay.
- 16.2. We reserve all rights to such information (including copyrights and the right to register industrial property rights, such as patents, utility models, semiconductor protection, etc.). To the extent, such information has been provided by third parties, such reservation of rights shall also apply for the benefit of such third parties.

17. Environmental protection and disposal

17.1. All recognisable brands / trademarks are for illustration purposes only. The brands shown are protected by copyright of the respective owner. All mentioned or otherwise recognisable trademarks, registered trademarks or service marks are the property of their respective owners. All data, information and material on this website, images, illustrations, audio and video clips are protected by copyrights, trademarks and other intellectual property rights held or controlled by Gebrüder Heyl Vertriebsgesellschaft mbH or other parties and for which Gebrüder Heyl Vertriebsgesellschaft mbH has been granted permission.

18. Consumer arbitration board

The European Commission provides a platform for online dispute resolution (ODR), which you can find here: <http://ec.europa.eu/consumers/odr/>

We are willing to participate in an out-of-court arbitration procedure before a consumer arbitration board.

19. General provisions

19.1. If any provision of these terms and conditions and the additional agreements that have been made are invalid or unenforceable, this shall not affect the validity of the remaining provisions. The contracting parties shall be obligated to replace the invalid provision with a provision that comes as close as possible to it in its economic effect.

19.2. The laws of the Federal Republic of Germany, to the exclusion of uniform international law, in particular U.N. sales law, shall apply to these terms and conditions and all legal relationships between our customer and us. In the case of consumers, this choice of law shall only apply to the extent that the protection granted by mandatory provisions of the law of the state of the consumer's habitual residence is not withdrawn as a result (favourability principle).

19.3. Legal venue for all disputes that directly or indirectly arise from contractual relationships based on these terms and conditions of purchase shall be Hildesheim.

Sample cancellation form

(If you want to cancel the contract, please fill out and return this form).

To Gebrüder Heyl Vertriebsgesellschaft mbH, Max-Planck-Straße 16, 31135 Hildesheim, Germany,
vertrieb@heylnemeris.de, Fax: +49 (0) 5121 7690-44.

I / we (*) hereby revoke the contract concluded by me / us (*) for the purchase of the following goods / the provision of the following service (*).

- Ordered / Received (*) on: _____
- Name of the consumer(s): _____
- Address of the consumer(s): _____

- Signature of the consumer(s): _____
- Date: _____

(*) delete incorrect.

Herausgeber / Publisher:

**Gebrüder Heyl Vertriebsgesellschaft
für innovative Wasseraufbereitung mbH**

Adresse / Address:

**Max-Planck-Str. 16, D-31135 Hildesheim
Postfach 100518, D-31105 Hildesheim**

Kontakt / Contact:

Tel.: +49 (0) 51 21 7609-0

Fax: +49 (0) 51 21 7609-44

eMail: vertrieb@heylneomeris.de

www.heylneomeris.com

All parts of this publication are protected by copyright. A retention, reproduction or processing – including extracts – is permitted only with permission of the publisher (printed, electronic and all other forms).

Technical changes and errors reserved.